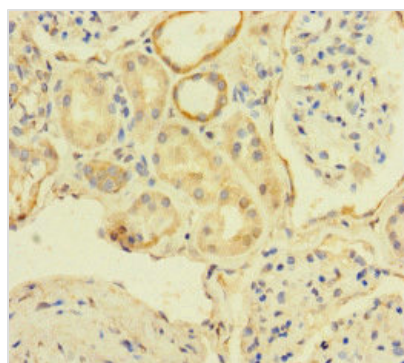




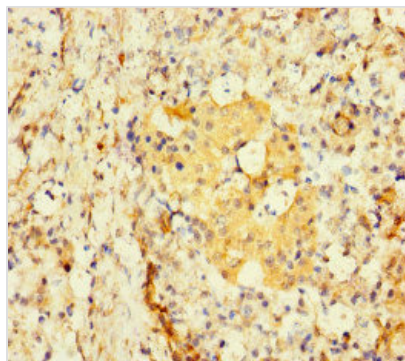
TBC1D24 Antibody

Product Code	CSB-PA890752LA01HU
Storage	Upon receipt, store at -20°C or -80°C. Avoid repeated freeze.
Uniprot No.	Q9ULP9
Immunogen	Recombinant Human TBC1 domain family member 24 protein (1-169AA)
Raised In	Rabbit
Species Reactivity	Human
Tested Applications	ELISA, IHC, IF; Recommended dilution: IHC:1:20-1:200, IF:1:50-1:200
Form	Liquid
Conjugate	Non-conjugated
Storage Buffer	Preservative: 0.03% Proclin 300 Constituents: 50% Glycerol, 0.01M PBS, PH 7.4
Purification Method	>95%, Protein G purified
Isotype	IgG
Clonality	Polyclonal
Alias	TBC1 domain family member 24, TBC1D24, KIAA1171
Immunogen Species	Homo sapiens (Human)
Research Area	Others
Target Names	TBC1D24

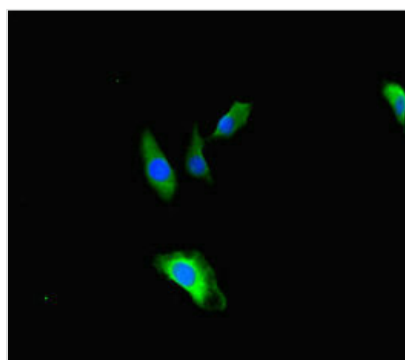
Image



Immunohistochemistry of paraffin-embedded human kidney tissue using CSB-PA890752LA01HU at dilution of 1:100



Immunohistochemistry of paraffin-embedded human pancreatic tissue using CSB-PA890752LA01HU at dilution of 1:100



Immunofluorescent analysis of HeLa cells using CSB-PA890752LA01HU at dilution of 1:100 and Alexa Fluor 488-conjugated AffiniPure Goat Anti-Rabbit IgG(H+L)

Usage

For Research Use Only. Not for use in diagnostic or therapeutic procedures.