




CHTOP Antibody

Product Code	CSB-PA897109HA01HU
Storage	Upon receipt, store at -20°C or -80°C. Avoid repeated freeze.
Uniprot No.	Q9Y3Y2
Immunogen	Recombinant Human Chromatin target of PRMT1 protein (179-248AA)
Raised In	Rabbit
Species Reactivity	Human, Mouse
Tested Applications	ELISA, WB, IHC; Recommended dilution: WB:1:1000-1:5000, IHC:1:20-1:200
Form	Liquid
Conjugate	Non-conjugated
Storage Buffer	Preservative: 0.03% Proclin 300 Constituents: 50% Glycerol, 0.01M PBS, PH 7.4
Purification Method	>95%, Protein G purified
Isotype	IgG
Clonality	Polyclonal
Alias	Chromatin target of PRMT1 protein (Friend of PRMT1 protein) (Small arginine- and glycine-rich protein) (SRAG), CHTOP, C1orf77 FOP
Immunogen Species	Homo sapiens (Human)
Research Area	Others
Target Names	CHTOP

Image



Western blot

All lanes: CHTOP antibody at 14 µg/ml

Lane 1: Mouse heart tissue

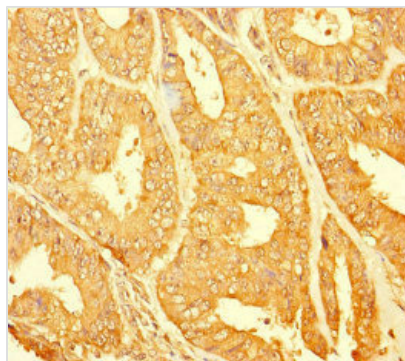
Lane 2: Mouse kidney tissue

Secondary

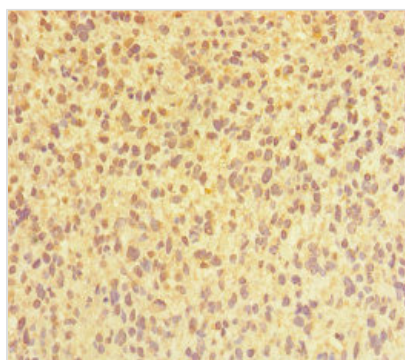
Goat polyclonal to rabbit IgG at 1/10000 dilution

Predicted band size: 27, 22 kDa

Observed band size: 27, 52 kDa



Immunohistochemistry of paraffin-embedded human endometrial cancer using CSB-PA897109HA01HU at dilution of 1:100



Immunohistochemistry of paraffin-embedded human glioma using CSB-PA897109HA01HU at dilution of 1:100

Usage

For Research Use Only. Not for use in diagnostic or therapeutic procedures.