



# Recombinant Human Transforming growth factor beta activator LRRC33 (NRROS), partial


<b>Product Code</b>	CSB-EP801264HU
<b>Relevance</b>	Negative regulator of reactive oxygen species (ROS) that limits ROS production by phagocytes during inflammatory response, thereby playing a role during host defense. Acts via direct interaction with CYBB/NOX2 monomer that impairs interaction between CYBB/NOX2 and CYBA/p22-phox and formation of a stable NOX2 complex. May play a critical role in desensitizing TLR signaling through inhibition of Toll-like receptor-mediated NF-kappa-B activation and cytokine production.
<b>Abbreviation</b>	Recombinant Human NRROS protein, partial
<b>Storage</b>	The shelf life is related to many factors, storage state, buffer ingredients, storage temperature and the stability of the protein itself. Generally, the shelf life of liquid form is 6 months at -20°C/-80°C. The shelf life of lyophilized form is 12 months at -20°C/-80°C.
<b>Uniprot No.</b>	Q86YC3
<b>Product Type</b>	Recombinant Protein
<b>Immunogen Species</b>	Homo sapiens (Human)
<b>Purity</b>	Greater than 85% as determined by SDS-PAGE.
<b>Sequence</b>	WRNRSGTATAASQGVCKLVGGAADCRGQSLASVPSSLPPHARMLTLDANPL KTLWNHSLQPYPLLESLSLHSCHLERISRGAHQEQGHLRSLVLGDNCLSENYE ETAAALHALPGLRRLDLSGNALTEDMAALMLQNLSSLRVSLAGNTIMRLDDS VFEGLERLRELDLQRNYIFEIEGGAFDGLAELRHLNLAFFNNLPCIVDFGLTRLRV LNVSYNVLEWFLATGGEEAFELETDLSHNQLLFFPLLQYSKLRTLLLRLDNNM GFYRDLYNTSSPREMVAQFLLVDGNVTNITTVSLWEEFSSSDLDLFLDMSQ NQFQYLPDGFRLKMPSLSHLNLHQNCLMLHIREHEPPGALTELDLSHNQLSE LHLAPGLASCLGSLRFLNLSSNQLLGVPPGLFANARNITTLDMSHNQISLCLPLP AASDRVGPPSCVDFRNMASLRSLSLEGCGLGALPDCPFQGTSLTYLDLSSNW GVLNGSLAPLQDVAPMLQVLSLRNMGLHSSFMALDFSGFGNLRDLDSGNCL TTFPRFGGSLALETDLRRNSLTALPQKAVSEQLSRGLRTIYLSQNPYDCCGV DGWGALQHGQTVADWAMVTCNLSSKIIRVTELPGGVPRDCKWERLDLGL
<b>Research Area</b>	Others
<b>Source</b>	E.coli
<b>Target Names</b>	NRROS
<b>Protein Names</b>	Leucine-rich repeat-containing protein 33LRRC33
<b>Expression Region</b>	19-650aa
<b>Notes</b>	Repeated freezing and thawing is not recommended. Store working aliquots at 4°C for up to one week.
<b>Tag Info</b>	N-terminal 10xHis-tagged and C-terminal Myc-tagged



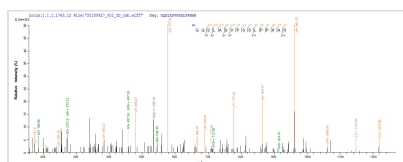
**Mol. Weight** 74.5 kDa

**Protein Length** Partial

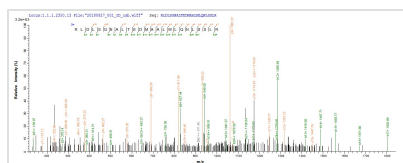
**Image**



(Tris-Glycine gel) Discontinuous SDS-PAGE (reduced) with 5% enrichment gel and 15% separation gel.



Based on the SEQUEST from database of E.coli host and target protein, the LC-MS/MS Analysis result of CSB-EP801264HU could indicate that this peptide derived from E.coli-expressed Homo sapiens (Human) NRROS.



Based on the SEQUEST from database of E.coli host and target protein, the LC-MS/MS Analysis result of CSB-EP801264HU could indicate that this peptide derived from E.coli-expressed Homo sapiens (Human) NRROS.

**Reconstitution**

We recommend that this vial be briefly centrifuged prior to opening to bring the contents to the bottom. Please reconstitute protein in deionized sterile water to a concentration of 0.1-1.0 mg/mL. We recommend to add 5-50% of glycerol (final concentration) and aliquot for long-term storage at -20°C/-80°C. Our default final concentration of glycerol is 50%. Customers could use it as reference.

**Shelf Life**

The shelf life is related to many factors, storage state, buffer ingredients, storage temperature and the stability of the protein itself. Generally, the shelf life of liquid form is 6 months at -20°C/-80°C. The shelf life of lyophilized form is 12 months at -20°C/-80°C.