




BUB3 Antibody

Product Code	CSB-PA002884LA01HU
Storage	Upon receipt, store at -20°C or -80°C. Avoid repeated freeze.
Uniprot No.	O43684
Immunogen	Recombinant Human Mitotic checkpoint protein BUB3 protein (6-217AA)
Raised In	Rabbit
Species Reactivity	Human, Mouse
Tested Applications	ELISA, WB, IHC; Recommended dilution: WB:1:2000-1:5000, IHC:1:20-1:200
Form	Liquid
Conjugate	Non-conjugated
Storage Buffer	Preservative: 0.03% Proclin 300 Constituents: 50% Glycerol, 0.01M PBS, PH 7.4
Purification Method	>95%, Protein G purified
Isotype	IgG
Clonality	Polyclonal
Alias	Mitotic checkpoint protein BUB3, BUB3
Immunogen Species	Homo sapiens (Human)
Research Area	Cell Biology
Target Names	BUB3

Image



Western Blot

Positive WB detected in: HeLa whole cell lysate, HEK293 whole cell lysate, MCF-7 whole cell lysate, HepG2 whole cell lysate, Mouse brain tissue

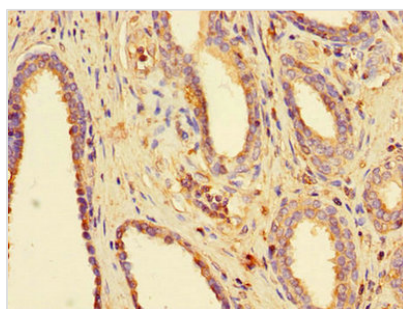
All lanes: BUB3 antibody at 3.4µg/ml

Secondary

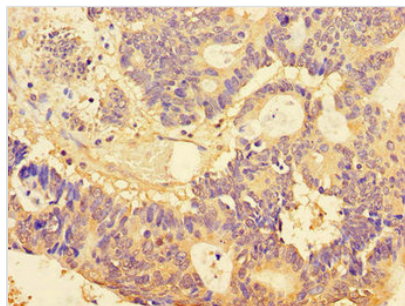
Goat polyclonal to rabbit IgG at 1/50000 dilution

Predicted band size: 38, 37 kDa

Observed band size: 38, 37 kDa



Immunohistochemistry of paraffin-embedded human prostate cancer using CSB-PA002884LA01HU at dilution of 1:100



Immunohistochemistry of paraffin-embedded human colon cancer using CSB-PA002884LA01HU at dilution of 1:100

Usage

For Research Use Only. Not for use in diagnostic or therapeutic procedures.