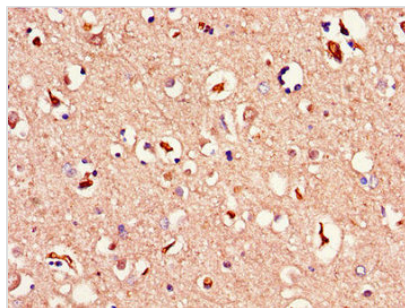




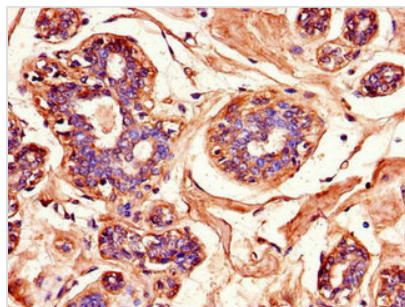
MAPK10 Antibody

Product Code	CSB-PA013449LA01HU
Storage	Upon receipt, store at -20°C or -80°C. Avoid repeated freeze.
Uniprot No.	P53779
Immunogen	Recombinant Human Mitogen-activated protein kinase 10 protein (133-316AA)
Raised In	Rabbit
Species Reactivity	Human
Tested Applications	ELISA, IHC, IF; Recommended dilution: IHC:1:20-1:200, IF:1:50-1:200
Form	Liquid
Conjugate	Non-conjugated
Storage Buffer	Preservative: 0.03% Proclin 300 Constituents: 50% Glycerol, 0.01M PBS, PH 7.4
Purification Method	>95%, Protein G purified
Isotype	IgG
Clonality	Polyclonal
Alias	Mitogen-activated protein kinase 10 (MAP kinase 10) (MAPK 10) (EC 2.7.11.24) (MAP kinase p49 3F12) (Stress-activated protein kinase 1b) (SAPK1b) (Stress-activated protein kinase JNK3) (c-Jun N-terminal kinase 3), MAPK10, JNK3 JNK3A PRKM10 SAPK1B
Immunogen Species	Homo sapiens (Human)
Research Area	Neuroscience
Target Names	MAPK10

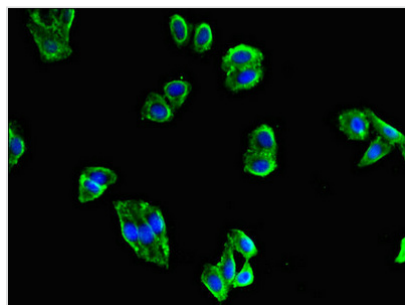
Image



Immunohistochemistry of paraffin-embedded human brain tissue using CSB-PA013449LA01HU at dilution of 1:100



Immunohistochemistry of paraffin-embedded human testis tissue using CSB-PA013449LA01HU at dilution of 1:100



Immunofluorescent analysis of HepG2 cells using CSB-PA013449LA01HU at dilution of 1:100 and Alexa Fluor 488-conjugated AffiniPure Goat Anti-Rabbit IgG(H+L)

Usage

For Research Use Only. Not for use in diagnostic or therapeutic procedures.