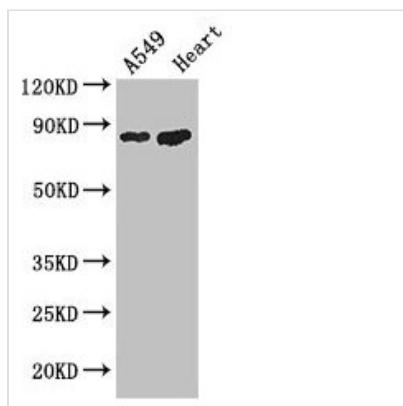




PFKM Antibody

Product Code	CSB-PA017822LA01HU
Storage	Upon receipt, store at -20°C or -80°C. Avoid repeated freeze.
Uniprot No.	P08237
Immunogen	Recombinant Human ATP-dependent 6-phosphofructokinase, muscle type protein (166-334AA)
Raised In	Rabbit
Species Reactivity	Human, Mouse
Tested Applications	ELISA, WB, IHC, IF; Recommended dilution: WB:1:1000-1:5000, IHC:1:20-1:200, IF:1:50-1:200
Form	Liquid
Conjugate	Non-conjugated
Storage Buffer	Preservative: 0.03% Proclin 300 Constituents: 50% Glycerol, 0.01M PBS, PH 7.4
Purification Method	>95%, Protein G purified
Isotype	IgG
Clonality	Polyclonal
Alias	ATP-dependent 6-phosphofructokinase, muscle type (ATP-PFK) (PFK-M) (EC 2.7.1.11) (6-phosphofructokinase type A) (Phosphofructo-1-kinase isozyme A) (PFK-A) (Phosphohexokinase), PFKM, PFKX
Immunogen Species	Homo sapiens (Human)
Research Area	Signal Transduction
Target Names	PFKM

Image



Western Blot

Positive WB detected in: A549 whole cell lysate, Mouse heart tissue

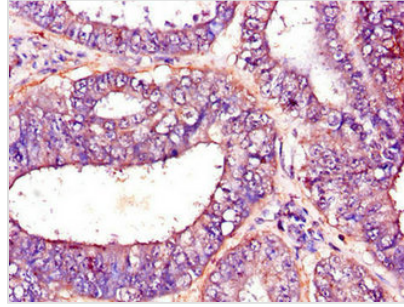
All lanes: PFKM antibody at 3.4µg/ml

Secondary

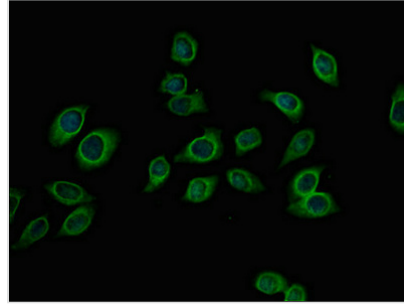
Goat polyclonal to rabbit IgG at 1/50000 dilution

Predicted band size: 86, 82, 94 kDa

Observed band size: 86 kDa



Immunohistochemistry of paraffin-embedded human endometrial cancer using CSB-PA017822LA01HU at dilution of 1:100



Immunofluorescent analysis of A549 cells using CSB-PA017822LA01HU at dilution of 1:100 and Alexa Fluor 488-conjugated AffiniPure Goat Anti-Rabbit IgG(H+L)

Usage

For Research Use Only. Not for use in diagnostic or therapeutic procedures.