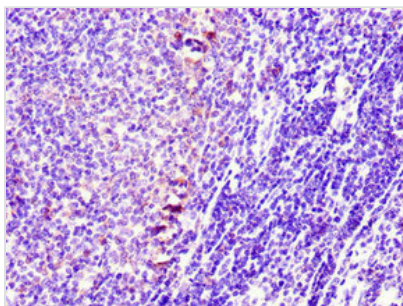




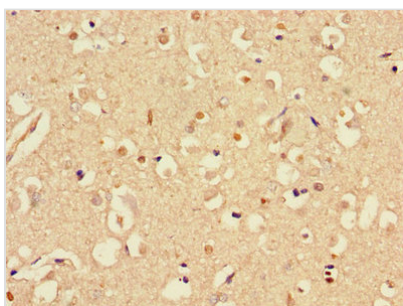
STMN1 Antibody

Product Code	CSB-PA022857LA01HU
Storage	Upon receipt, store at -20°C or -80°C. Avoid repeated freeze.
Uniprot No.	P16949
Immunogen	Recombinant Human Stathmin protein (13-78AA)
Raised In	Rabbit
Species Reactivity	Human
Tested Applications	ELISA, IHC, IF; Recommended dilution: IHC:1:20-1:200, IF:1:50-1:200
Form	Liquid
Conjugate	Non-conjugated
Storage Buffer	Preservative: 0.03% Proclin 300 Constituents: 50% Glycerol, 0.01M PBS, PH 7.4
Purification Method	>95%, Protein G purified
Isotype	IgG
Clonality	Polyclonal
Alias	Stathmin (Leukemia-associated phosphoprotein p18) (Metablastin) (Oncoprotein 18) (Op18) (Phosphoprotein p19) (pp19) (Prosolin) (Protein Pr22) (pp17), STMN1, C1orf215 LAP18 OP18
Immunogen Species	Homo sapiens (Human)
Research Area	Neuroscience
Target Names	STMN1

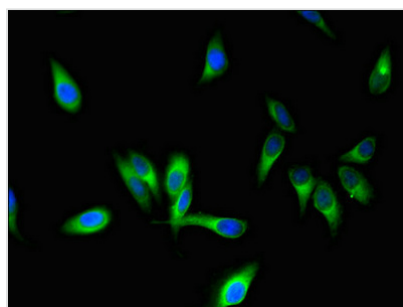
Image



Immunohistochemistry of paraffin-embedded human lymph node tissue using CSB-PA022857LA01HU at dilution of 1:100



Immunohistochemistry of paraffin-embedded human brain tissue using CSB-PA022857LA01HU at dilution of 1:100



Immunofluorescent analysis of HeLa cells using CSB-PA022857LA01HU at dilution of 1:100 and Alexa Fluor 488-conjugated AffiniPure Goat Anti-Rabbit IgG(H+L)

Usage

For Research Use Only. Not for use in diagnostic or therapeutic procedures.