




# LRRTM4 Antibody

<b>Product Code</b>	CSB-PA774813LA01HU
<b>Storage</b>	Upon receipt, store at -20°C or -80°C. Avoid repeated freeze.
<b>Uniprot No.</b>	Q86VH4
<b>Immunogen</b>	Recombinant Human Leucine-rich repeat transmembrane neuronal protein 4 protein (259-419AA)
<b>Raised In</b>	Rabbit
<b>Species Reactivity</b>	Human, Mouse
<b>Tested Applications</b>	ELISA, WB, IHC, IF; Recommended dilution: WB:1:1000-1:5000, IHC:1:20-1:200, IF:1:50-1:200
<b>Form</b>	Liquid
<b>Conjugate</b>	Non-conjugated
<b>Storage Buffer</b>	Preservative: 0.03% Proclin 300 Constituents: 50% Glycerol, 0.01M PBS, PH 7.4
<b>Purification Method</b>	>95%, Protein G purified
<b>Isotype</b>	IgG
<b>Clonality</b>	Polyclonal
<b>Alias</b>	Leucine-rich repeat transmembrane neuronal protein 4, LRRTM4
<b>Immunogen Species</b>	Homo sapiens (Human)
<b>Research Area</b>	Others
<b>Target Names</b>	LRRTM4

## Image



### Western Blot

Positive WB detected in: Mouse brain tissue

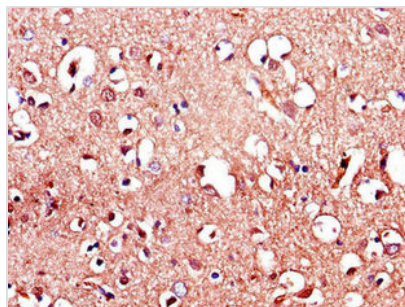
All lanes: LRRTM4 antibody at 3µg/ml

Secondary

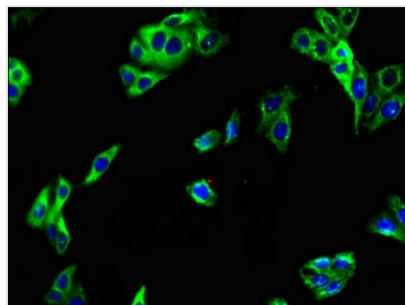
Goat polyclonal to rabbit IgG at 1/50000 dilution

Predicted band size: 68, 60 kDa

Observed band size: 68, 40 kDa



Immunohistochemistry of paraffin-embedded human brain tissue using CSB-PA774813LA01HU at dilution of 1:100



Immunofluorescent analysis of HepG2 cells using CSB-PA774813LA01HU at dilution of 1:100 and Alexa Fluor 488-conjugated AffiniPure Goat Anti-Rabbit IgG(H+L)

## Usage

For Research Use Only. Not for use in diagnostic or therapeutic procedures.