




AGTR1 Antibody

Product Code	CSB-PA001465LA01HU
Storage	Upon receipt, store at -20°C or -80°C. Avoid repeated freeze.
Uniprot No.	P30556
Immunogen	Recombinant Human Type-1 angiotensin II receptor protein (306-356AA)
Raised In	Rabbit
Species Reactivity	Human, Mouse
Tested Applications	ELISA, WB, IHC, IF; Recommended dilution: WB:1:500-1:5000, IHC:1:20-1:200, IF:1:50-1:200
Form	Liquid
Conjugate	Non-conjugated
Storage Buffer	Preservative: 0.03% Proclin 300 Constituents: 50% Glycerol, 0.01M PBS, PH 7.4
Purification Method	>95%, Protein G purified
Isotype	IgG
Clonality	Polyclonal
Alias	Type-1 angiotensin II receptor (AT1AR) (AT1BR) (Angiotensin II type-1 receptor) (AT1), AGTR1, AGTR1A AGTR1B AT2R1 AT2R1B
Immunogen Species	Homo sapiens (Human)
Research Area	Cancer
Target Names	AGTR1

Image



Western Blot

Positive WB detected in: Mouse stomach tissue, Mouse skeletal muscle tissue

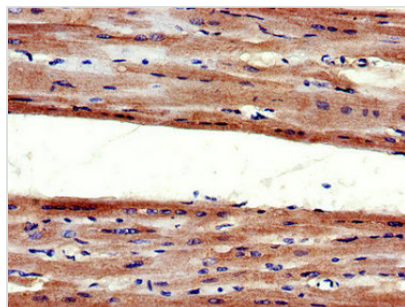
All lanes: AGTR1 antibody at 3µg/ml

Secondary

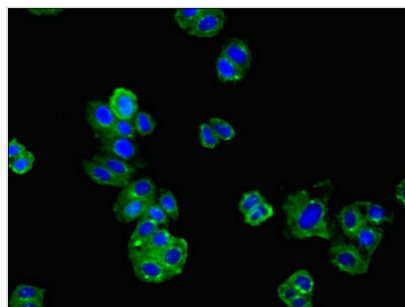
Goat polyclonal to rabbit IgG at 1/50000 dilution

Predicted band size: 42 kDa

Observed band size: 42 kDa



Immunohistochemistry of paraffin-embedded human heart tissue using CSB-PA001465LA01HU at dilution of 1:100



Immunofluorescent analysis of HepG2 cells using CSB-PA001465LA01HU at dilution of 1:100 and Alexa Fluor 488-conjugated AffiniPure Goat Anti-Rabbit IgG(H+L)

Usage

For Research Use Only. Not for use in diagnostic or therapeutic procedures.