




IL4 Antibody

Product Code	CSB-PA011659YA01HU
Storage	Upon receipt, store at -20°C or -80°C. Avoid repeated freeze.
Uniprot No.	P05112
Immunogen	Recombinant Human Interleukin-4 protein (25-153AA)
Raised In	Rabbit
Species Reactivity	Human, Mouse
Tested Applications	ELISA, WB, IHC, IF; Recommended dilution: WB:1:500-1:5000, IHC:1:20-1:200, IF:1:50-1:200
Form	Liquid
Conjugate	Non-conjugated
Storage Buffer	Preservative: 0.03% Proclin 300 Constituents: 50% Glycerol, 0.01M PBS, PH 7.4
Purification Method	>95%, Protein G purified
Isotype	IgG
Clonality	Polyclonal
Alias	Interleukin-4 (IL-4) (B-cell stimulatory factor 1) (BSF-1) (Binetrakin) (Lymphocyte stimulatory factor 1) (Pitrakinra), IL4
Immunogen Species	Homo sapiens (Human)
Research Area	Immunology
Target Names	IL4

Image



Western Blot

Positive WB detected in: Mouse kidney tissue,

Mouse brain tissue

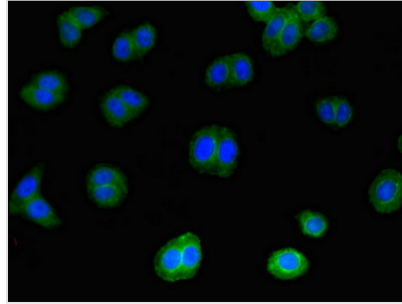
All lanes: IL4 antibody at 3µg/ml

Secondary

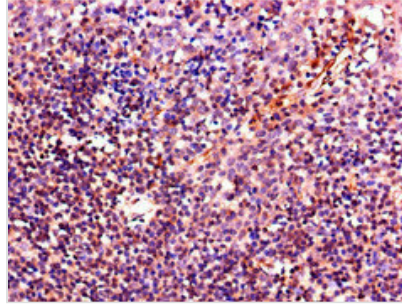
Goat polyclonal to rabbit IgG at 1/50000 dilution

Predicted band size: 18, 16 kDa

Observed band size: 90 kDa



Immunofluorescent analysis of HepG2 cells using CSB-PA011659YA01HU at dilution of 1:100 and Alexa Fluor 488-conjugated AffiniPure Goat Anti-Rabbit IgG(H+L)



Immunohistochemistry of paraffin-embedded human tonsil tissue using CSB-PA011659YA01HU at dilution of 1:100

Usage

For Research Use Only. Not for use in diagnostic or therapeutic procedures.