




FOXO1 Antibody

Product Code	CSB-PA16019A0Rb
Storage	Upon receipt, store at -20°C or -80°C. Avoid repeated freeze.
Uniprot No.	Q12778
Immunogen	Recombinant Human Forkhead box protein O1 protein (1-300AA)
Raised In	Rabbit
Species Reactivity	Human, Mouse
Tested Applications	ELISA, WB, IHC, IF; Recommended dilution: WB:1:500-1:5000, IHC:1:20-1:200, IF:1:50-1:200
Form	Liquid
Conjugate	Non-conjugated
Storage Buffer	Preservative: 0.03% Proclin 300 Constituents: 50% Glycerol, 0.01M PBS, PH 7.4
Purification Method	>95%, Protein G purified
Isotype	IgG
Clonality	Polyclonal
Alias	Forkhead box protein O1 (Forkhead box protein O1A) (Forkhead in rhabdomyosarcoma), FOXO1, FKHR FOXO1A
Immunogen Species	Homo sapiens (Human)
Research Area	Signal Transduction
Target Names	FOXO1

Image



Western Blot

Positive WB detected in: Mouse brain tissue,

Mouse lung tissue

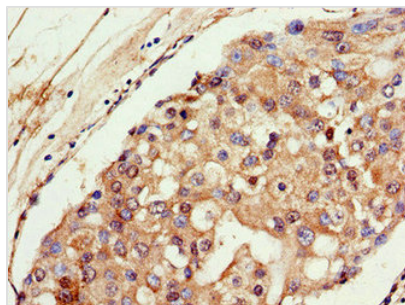
All lanes: FOXO1 antibody at 2.5µg/ml

Secondary

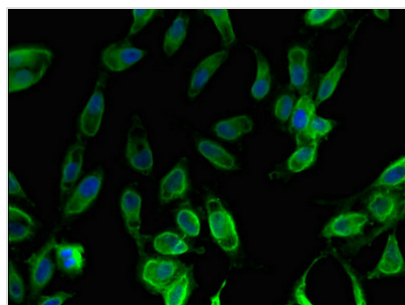
Goat polyclonal to rabbit IgG at 1/50000 dilution

Predicted band size: 70 kDa

Observed band size: 70 kDa



Immunohistochemistry of paraffin-embedded human breast cancer using CSB-PA16019A0Rb at dilution of 1:100



Immunofluorescent analysis of HeLa cells using CSB-PA16019A0Rb at dilution of 1:100 and Alexa Fluor 488-conjugated AffiniPure Goat Anti-Rabbit IgG(H+L)

Usage

For Research Use Only. Not for use in diagnostic or therapeutic procedures.