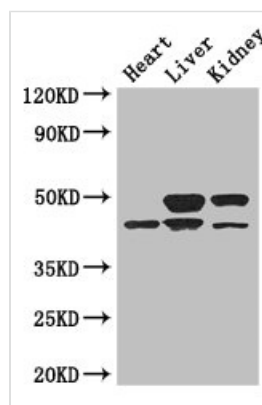




# TGIF1 Antibody

<b>Product Code</b>	CSB-PA623005LA01HU
<b>Storage</b>	Upon receipt, store at -20°C or -80°C. Avoid repeated freeze.
<b>Uniprot No.</b>	Q15583
<b>Immunogen</b>	Recombinant Human Homeobox protein TGIF1 protein (8-375AA)
<b>Raised In</b>	Rabbit
<b>Species Reactivity</b>	Human, Mouse
<b>Tested Applications</b>	ELISA, WB, IHC, IF; Recommended dilution: WB:1:500-1:5000, IHC:1:20-1:200, IF:1:50-1:200
<b>Form</b>	Liquid
<b>Conjugate</b>	Non-conjugated
<b>Storage Buffer</b>	Preservative: 0.03% Proclin 300 Constituents: 50% Glycerol, 0.01M PBS, PH 7.4
<b>Purification Method</b>	>95%, Protein G purified
<b>Isotype</b>	IgG
<b>Clonality</b>	Polyclonal
<b>Alias</b>	Homeobox protein TGIF1 (5'-TG-3'-interacting factor 1), TGIF1, TGIF
<b>Immunogen Species</b>	Homo sapiens (Human)
<b>Research Area</b>	Neuroscience
<b>Target Names</b>	TGIF1

## Image



### Western Blot

Positive WB detected in: Mouse heart tissue, Mouse liver tissue, Mouse kidney tissue

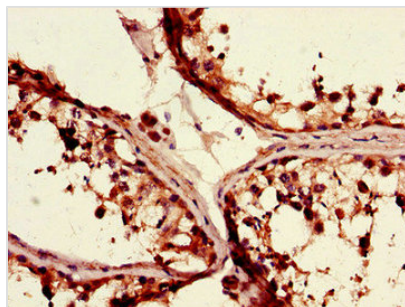
All lanes: TGIF1 antibody at 3μg/ml

Secondary

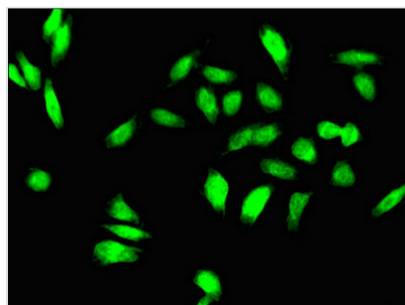
Goat polyclonal to rabbit IgG at 1/50000 dilution

Predicted band size: 44, 30, 32, 28 kDa

Observed band size: 44, 50 kDa



Immunohistochemistry of paraffin-embedded human testis tissue using CSB-PA623005LA01HU at dilution of 1:100



Immunofluorescent analysis of HeLa cells using CSB-PA623005LA01HU at dilution of 1:100 and Alexa Fluor 488-conjugated AffiniPure Goat Anti-Rabbit IgG(H+L)