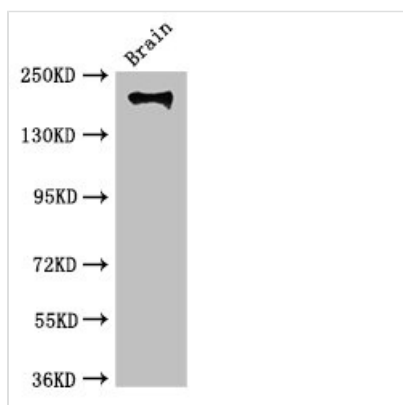




ITGB4 Antibody

Product Code	CSB-PA011887LA01HU
Storage	Upon receipt, store at -20°C or -80°C. Avoid repeated freeze.
Uniprot No.	P16144
Immunogen	Recombinant Human Integrin beta-4 protein (1401-1533AA)
Raised In	Rabbit
Species Reactivity	Human, Mouse
Tested Applications	ELISA, WB, IHC, IF; Recommended dilution: WB:1:500-1:5000, IHC:1:20-1:200, IF:1:50-1:200
Form	Liquid
Conjugate	Non-conjugated
Storage Buffer	Preservative: 0.03% Proclin 300 Constituents: 50% Glycerol, 0.01M PBS, PH 7.4
Purification Method	>95%, Protein G purified
Isotype	IgG
Clonality	Polyclonal
Alias	Integrin beta-4 (GP150) (CD antigen CD104), ITGB4
Immunogen Species	Homo sapiens (Human)
Research Area	Signal Transduction
Target Names	ITGB4

Image



Western Blot

Positive WB detected in: Mouse brain tissue

All lanes: ITGB4 antibody at 3.5µg/ml

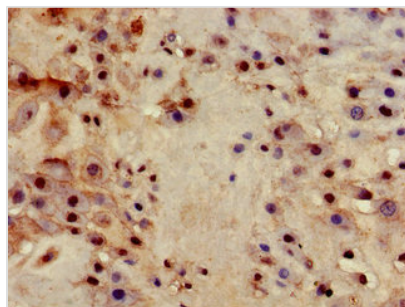
Secondary

Goat polyclonal to rabbit IgG at 1/50000 dilution

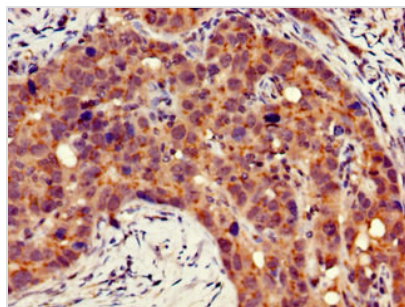
Predicted band size: 203, 196, 201, 195, 107

kDa

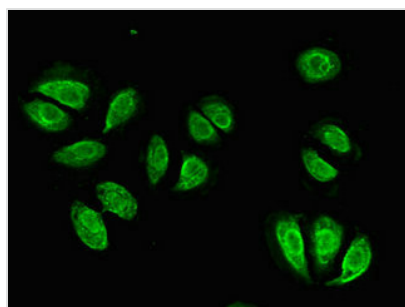
Observed band size: 203 kDa



Immunohistochemistry of paraffin-embedded human placenta tissue using CSB-PA011887LA01HU at dilution of 1:100



Immunohistochemistry of paraffin-embedded human pancreatic cancer using CSB-PA011887LA01HU at dilution of 1:100



Immunofluorescent analysis of A549 cells using CSB-PA011887LA01HU at dilution of 1:100 and Alexa Fluor 488-conjugated AffiniPure Goat Anti-Rabbit IgG(H+L)

Usage

For Research Use Only. Not for use in diagnostic or therapeutic procedures.