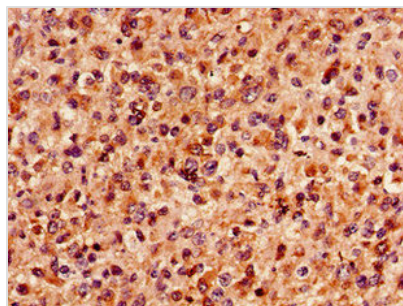




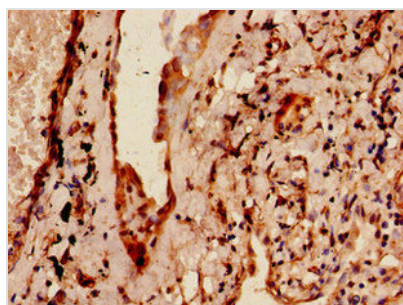
MAP4 Antibody

Product Code	CSB-PA013435LA01HU
Storage	Upon receipt, store at -20°C or -80°C. Avoid repeated freeze.
Uniprot No.	P27816
Immunogen	Recombinant Human Microtubule-associated protein 4 protein (575-818AA)
Raised In	Rabbit
Species Reactivity	Human
Tested Applications	ELISA, IHC, IF; Recommended dilution: IHC:1:20-1:200, IF:1:50-1:200
Form	Liquid
Conjugate	Non-conjugated
Storage Buffer	Preservative: 0.03% Proclin 300 Constituents: 50% Glycerol, 0.01M PBS, PH 7.4
Purification Method	>95%, Protein G purified
Isotype	IgG
Clonality	Polyclonal
Alias	Microtubule-associated protein 4 (MAP-4), MAP4
Immunogen Species	Homo sapiens (Human)
Research Area	Signal Transduction
Target Names	MAP4

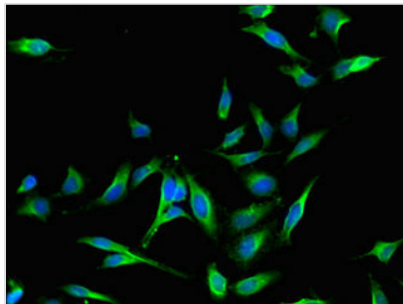
Image



Immunohistochemistry of paraffin-embedded human glioma using CSB-PA013435LA01HU at dilution of 1:100



Immunohistochemistry of paraffin-embedded human lung cancer using CSB-PA013435LA01HU at dilution of 1:100



Immunofluorescent analysis of HeLa cells using CSB-PA013435LA01HU at dilution of 1:100 and Alexa Fluor 488-conjugated AffiniPure Goat Anti-Rabbit IgG(H+L)

Usage

For Research Use Only. Not for use in diagnostic or therapeutic procedures.