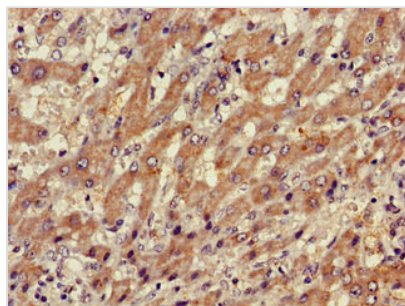




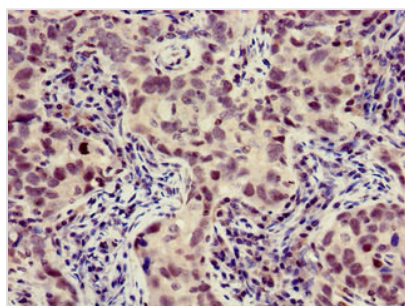
XBP1 Antibody

Product Code	CSB-PA05319A0Rb
Storage	Upon receipt, store at -20°C or -80°C. Avoid repeated freeze.
Uniprot No.	P17861
Immunogen	Recombinant Human X-box-binding protein 1 protein (1-167AA)
Raised In	Rabbit
Species Reactivity	Human
Tested Applications	ELISA, IHC, IF; Recommended dilution: IHC:1:20-1:200, IF:1:50-1:200
Form	Liquid
Conjugate	Non-conjugated
Storage Buffer	Preservative: 0.03% Proclin 300 Constituents: 50% Glycerol, 0.01M PBS, PH 7.4
Purification Method	>95%, Protein G purified
Isotype	IgG
Clonality	Polyclonal
Alias	X-box-binding protein 1 (XBP-1) (Tax-responsive element-binding protein 5) (TREB-5) [Cleaved into: X-box-binding protein 1, cytoplasmic form; X-box-binding protein 1, luminal form], XBP1, TREB5 XBP2
Immunogen Species	Homo sapiens (Human)
Research Area	Epigenetics and Nuclear Signaling
Target Names	XBP1

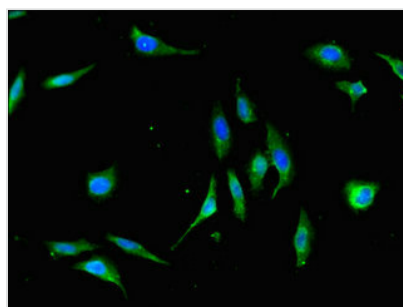
Image



Immunohistochemistry of paraffin-embedded human liver cancer using CSB-PA05319A0Rb at dilution of 1:100



Immunohistochemistry of paraffin-embedded human pancreatic cancer using CSB-PA05319A0Rb at dilution of 1:100



Immunofluorescent analysis of HeLa cells using CSB-PA05319A0Rb at dilution of 1:100 and Alexa Fluor 488-conjugated AffiniPure Goat Anti-Rabbit IgG(H+L)

Usage

For Research Use Only. Not for use in diagnostic or therapeutic procedures.