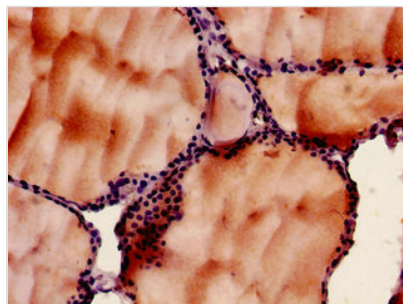




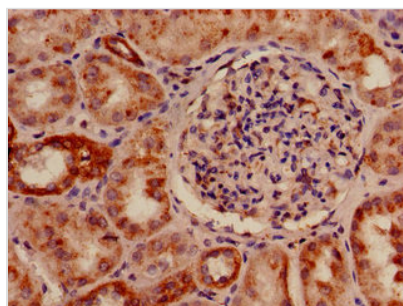
SLC33A1 Antibody

Product Code	CSB-PA13339A0Rb
Storage	Upon receipt, store at -20°C or -80°C. Avoid repeated freeze.
Uniprot No.	O00400
Immunogen	Recombinant Human Acetyl-coenzyme A transporter 1 protein (1-74AA)
Raised In	Rabbit
Species Reactivity	Human, Mouse
Tested Applications	ELISA, WB, IHC; Recommended dilution: WB:1:1000-1:5000, IHC:1:20-1:200
Form	Liquid
Conjugate	Non-conjugated
Storage Buffer	Preservative: 0.03% Proclin 300 Constituents: 50% Glycerol, 0.01M PBS, PH 7.4
Purification Method	>95%, Protein G purified
Isotype	IgG
Clonality	Polyclonal
Alias	Acetyl-coenzyme A transporter 1 (AT-1) (Acetyl-CoA transporter 1) (Solute carrier family 33 member 1), SLC33A1, ACATN AT1
Immunogen Species	Homo sapiens (Human)
Research Area	Tags & Cell Markers
Target Names	SLC33A1


Image



Immunohistochemistry of paraffin-embedded human thyroid tissue using CSB-PA13339A0Rb at dilution of 1:100



Immunohistochemistry of paraffin-embedded human kidney tissue using CSB-PA13339A0Rb at dilution of 1:100

**Western Blot**

Positive WB detected in: A549 whole cell lysate, HepG2 whole cell lysate, Mouse liver tissue, Mouse kidney tissue, Mouse brain tissue

All lanes: SLC33A1 antibody at 2.5 μ g/ml

Secondary

Goat polyclonal to rabbit IgG at 1/50000 dilution

Predicted band size: 61 kDa

Observed band size: 50 kDa

Usage

For Research Use Only. Not for use in diagnostic or therapeutic procedures.