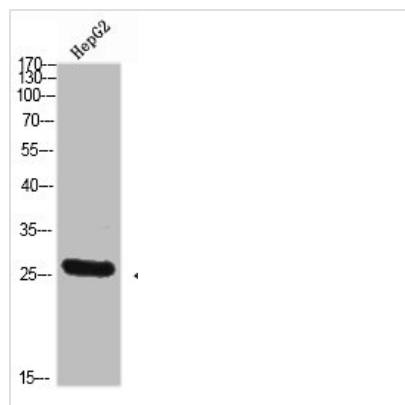




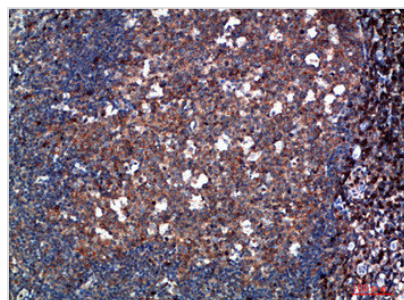
TPSD1 Antibody

Product Code	CSB-PA470817
Storage	Upon receipt, store at -20°C or -80°C. Avoid repeated freeze.
Uniprot No.	Q9BZJ3
Immunogen	Synthesized peptide derived from Tryptase-3 at AA range: 51-100
Raised In	Rabbit
Species Reactivity	Human
Tested Applications	WB,ELISA;WB:1:500-2000,ELISA:1:10000-20000
Form	Liquid
Conjugate	Non-conjugated
Storage Buffer	Liquid in PBS containing 50% glycerol, 0.5% BSA and 0.02% sodium azide.
Purification Method	The antibody was affinity-purified from rabbit antiserum by affinity-chromatography using epitope-specific immunogen.
Alias	Tryptase delta (EC 3.4.21.59) (Delta-tryptase) (HmMCP-3-like tryptase III) (Mast cell mMCP-7-like) (Tryptase-3)
Immunogen Species	Homo sapiens (Human)
Target Names	TPSD1

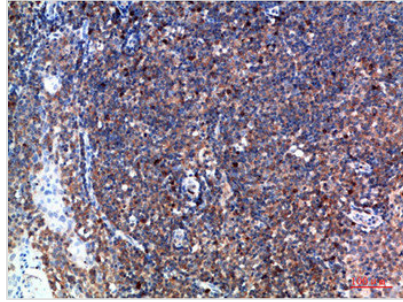
Image



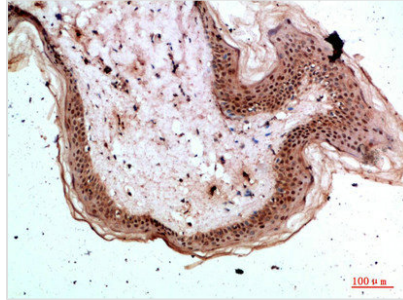
Western Blot analysis of HEPG2 cells using Tryptase-3 Polyclonal Antibody diluted at 1:800. Secondary antibody was diluted at 1:20000



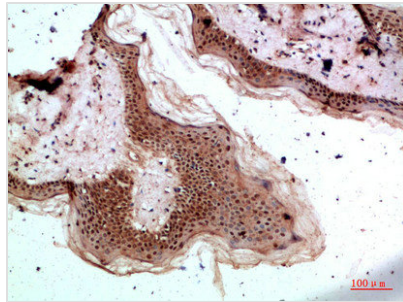
Immunohistochemical analysis of paraffin-embedded human-tonsil, antibody was diluted at 1:200



Immunohistochemical analysis of paraffin-embedded human-tonsil, antibody was diluted at 1:200



Immunohistochemical analysis of paraffin-embedded human-skin, antibody was diluted at 1:200



Immunohistochemical analysis of paraffin-embedded human-skin, antibody was diluted at 1:200

Usage

For Research Use Only. Not for use in diagnostic or therapeutic procedures.