




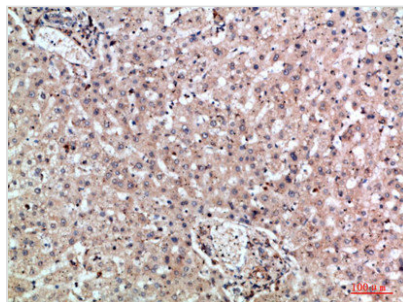
MIA2 Antibody

Product Code	CSB-PA512374
Storage	Upon receipt, store at -20°C or -80°C. Avoid repeated freeze.
Uniprot No.	Q96PC5
Immunogen	Synthesized peptide derived from MIA2 at AA range: 361-410
Raised In	Rabbit
Species Reactivity	Human
Tested Applications	WB,ELISA;WB:1:500-2000,ELISA:1:10000-20000
Form	Liquid
Conjugate	Non-conjugated
Storage Buffer	Liquid in PBS containing 50% glycerol, 0.5% BSA and 0.02% sodium azide.
Purification Method	The antibody was affinity-purified from rabbit antiserum by affinity-chromatography using epitope-specific immunogen.
Alias	Melanoma inhibitory activity protein 2
Immunogen Species	Homo sapiens (Human)
Target Names	MIA2

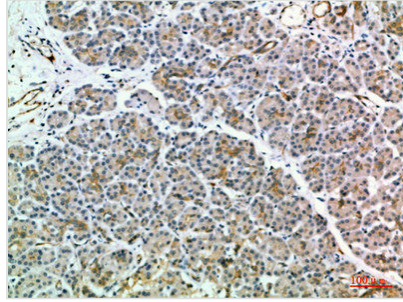
Image



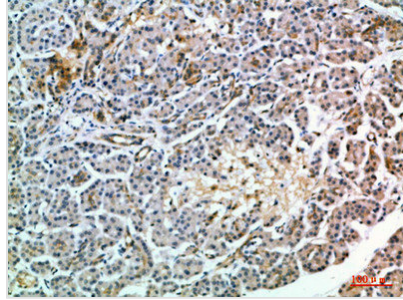
Western Blot analysis of HEPG2 cells using MIA2 Polyclonal Antibody diluted at 1:500. Secondary antibody was diluted at 1:20000



Immunohistochemical analysis of paraffin-embedded human-liver, antibody was diluted at 1:200



Immunohistochemical analysis of paraffin-embedded human-pancreas, antibody was diluted at 1:200



Immunohistochemical analysis of paraffin-embedded human-pancreas, antibody was diluted at 1:200

Usage

For Research Use Only. Not for use in diagnostic or therapeutic procedures.