




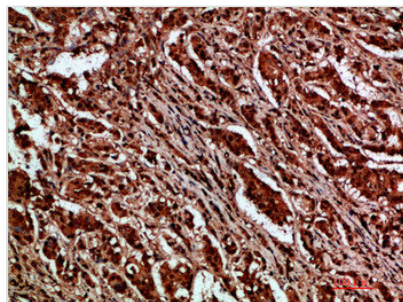
# CTNND1 Antibody

<b>Product Code</b>	CSB-PA367891
<b>Storage</b>	Upon receipt, store at -20°C or -80°C. Avoid repeated freeze.
<b>Uniprot No.</b>	O60716
<b>Immunogen</b>	Synthetic peptide from Human protein at AA range: 841-890
<b>Raised In</b>	Rabbit
<b>Species Reactivity</b>	Human,Mouse,Rat
<b>Tested Applications</b>	WB,ELISA;WB:1:500-10000,ELISA:1:10000
<b>Form</b>	Liquid
<b>Conjugate</b>	Non-conjugated
<b>Storage Buffer</b>	PBS, pH 7.4, containing 0.02% sodium azide as Preservative and 50% Glycerol.
<b>Purification Method</b>	The antibody was affinity-purified from rabbit serum by affinity-chromatography using specific immunogen.
<b>Alias</b>	CTNND1 KIAA0384
<b>Immunogen Species</b>	Homo sapiens (Human)
<b>Target Names</b>	CTNND1

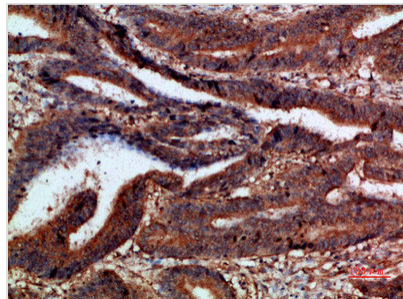
## Image



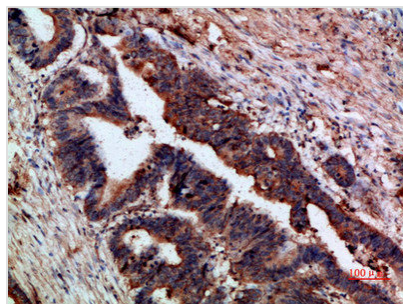
Western Blot analysis of 3T3 cells using Antibody diluted at 500. Secondary antibody was diluted at 1:20000



Immunohistochemical analysis of paraffin-embedded human-breast-cancer, antibody was diluted at 1:200



Immunohistochemical analysis of paraffin-embedded human-colon-cancer, antibody was diluted at 1:200



Immunohistochemical analysis of paraffin-embedded human-colon-cancer, antibody was diluted at 1:200