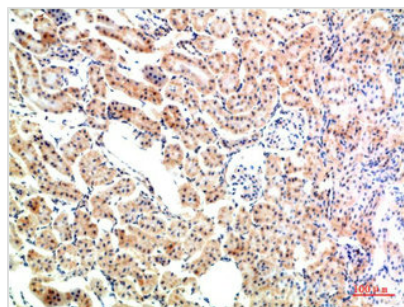




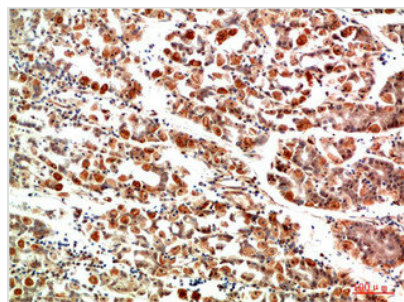
NFKBIA Antibody

Product Code	CSB-PA302717
Storage	Upon receipt, store at -20°C or -80°C. Avoid repeated freeze.
Uniprot No.	P25963
Immunogen	Recombinant Protein of IκB α
Raised In	Rabbit
Species Reactivity	Human, Mouse, Rat
Tested Applications	WB, IHC, ELISA; WB:1:500-1:2000, IHC:1:100-1:300, ELISA:1:10000
Form	Liquid
Conjugate	Non-conjugated
Storage Buffer	Liquid in PBS containing 50% glycerol, 0.5% BSA and 0.02% sodium azide.
Purification Method	The antibody was affinity-purified from rabbit serum by affinity-chromatography using specific immunogen.
Alias	NF-kappa-B inhibitor alpha (I-kappa-B-alpha) (IκB-alpha) (IkappaBalpha) (Major histocompatibility complex enhancer-binding protein MAD3)
Immunogen Species	Homo sapiens (Human)
Target Names	NFKBIA

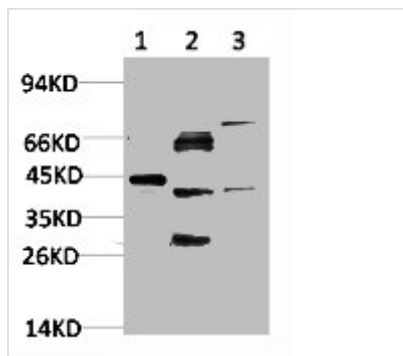
Image



Immunohistochemical analysis of paraffin-embedded Rat Kidney Tissue using IκB α Rabbit pAb diluted at 1:200



Immunohistochemical analysis of paraffin-embedded Human Stomach Tissue using IκB α Rabbit pAb diluted at 1:200



Western blot analysis of 1) Hela Cell Lysate, 2)PC12 Cell Lysate, 3) 3T3 Cell Lysate using I κ B α Rabbit pAb diluted at 1:1000.

Usage

For Research Use Only. Not for use in diagnostic or therapeutic procedures.