




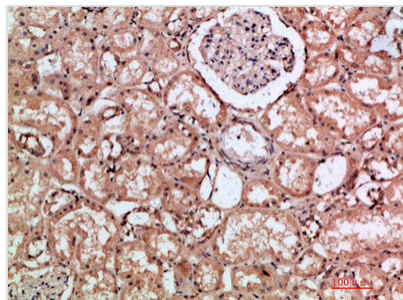
HMMR Antibody

| | |
|----------------------------|--|
| Product Code | CSB-PA495608 |
| Storage | Upon receipt, store at -20°C or -80°C. Avoid repeated freeze. |
| Uniprot No. | O75330 |
| Immunogen | Synthetic peptide from Human protein at AA range: 280-340 |
| Raised In | Rabbit |
| Species Reactivity | Human |
| Tested Applications | WB, IHC, ELISA; WB:1:500-2000, IHC:1:50-300, ELISA:1:10000-20000 |
| Form | Liquid |
| Conjugate | Non-conjugated |
| Storage Buffer | PBS, pH 7.4, containing 0.02% sodium azide as Preservative and 50% Glycerol. |
| Purification Method | The antibody was affinity-purified from rabbit serum by affinity-chromatography using specific immunogen. |
| Alias | Hyaluronan mediated motility receptor (Intracellular hyaluronic acid-binding protein) (Receptor for hyaluronan-mediated motility) (CD antigen CD168) |
| Immunogen Species | Homo sapiens (Human) |
| Target Names | HMMR |

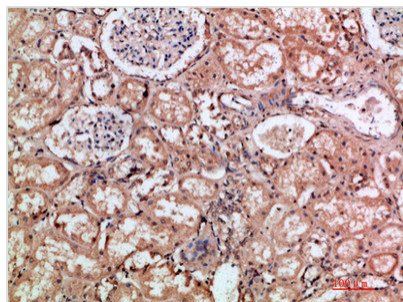
Image



Western blot analysis of 293T lysate, antibody was diluted at 1000. Secondary antibody was diluted at 1:20000



Immunohistochemical analysis of paraffin-embedded human-kidney, antibody was diluted at 1:200



Immunohistochemical analysis of paraffin-embedded human-kidney, antibody was diluted at 1:200