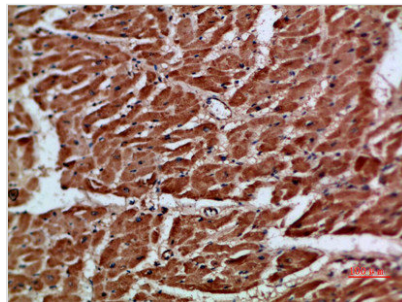




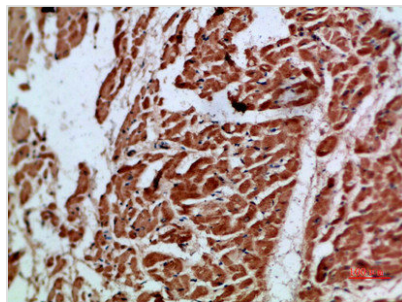
# ARTN Antibody

<b>Product Code</b>	CSB-PA247259
<b>Storage</b>	Upon receipt, store at -20°C or -80°C. Avoid repeated freeze.
<b>Uniprot No.</b>	Q5T4W7
<b>Immunogen</b>	Synthetic peptide from Human protein at AA range: 101-150
<b>Raised In</b>	Rabbit
<b>Species Reactivity</b>	Human
<b>Tested Applications</b>	IHC,ELISA;IHC:1:50-300,ELISA:1:10000-20000
<b>Form</b>	Liquid
<b>Conjugate</b>	Non-conjugated
<b>Storage Buffer</b>	Liquid in PBS containing 50% glycerol, 0.5% BSA and 0.02% sodium azide.
<b>Purification Method</b>	The antibody was affinity-purified from rabbit serum by affinity-chromatography using specific immunogen.
<b>Alias</b>	Artemin (Enovin) (Neublastin)
<b>Immunogen Species</b>	Homo sapiens (Human)
<b>Target Names</b>	ARTN

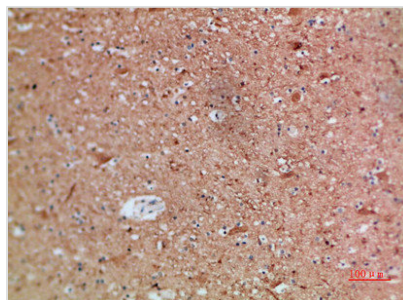
## Image



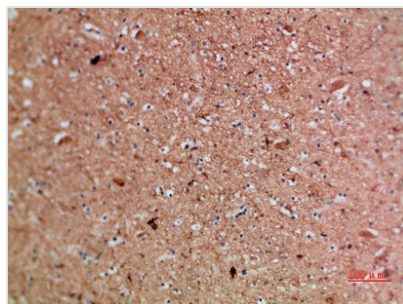
Immunohistochemical analysis of paraffin-embedded human-heart, antibody was diluted at 1:200



Immunohistochemical analysis of paraffin-embedded human-heart, antibody was diluted at 1:200



Immunohistochemical analysis of paraffin-embedded human-brain, antibody was diluted at 1:200



Immunohistochemical analysis of paraffin-embedded human-brain, antibody was diluted at 1:200

**Usage**

For Research Use Only. Not for use in diagnostic or therapeutic procedures.