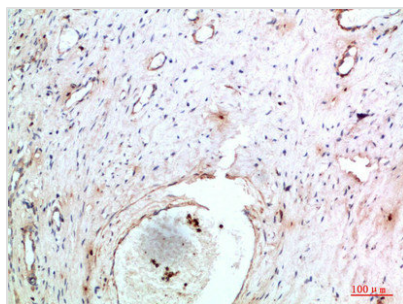




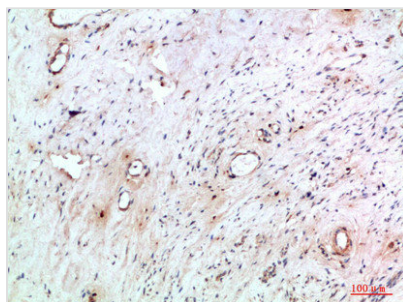
# TNIP2 Antibody

<b>Product Code</b>	CSB-PA713993
<b>Storage</b>	Upon receipt, store at -20°C or -80°C. Avoid repeated freeze.
<b>Uniprot No.</b>	Q8NFZ5
<b>Immunogen</b>	Synthetic peptide from Human protein at AA range: 61-110
<b>Raised In</b>	Rabbit
<b>Species Reactivity</b>	Human,Mouse,Rat
<b>Tested Applications</b>	IHC,ELISA;IHC:1:50-300,ELISA:1:10000-20000
<b>Form</b>	Liquid
<b>Conjugate</b>	Non-conjugated
<b>Storage Buffer</b>	PBS, pH 7.4, containing 0.02% sodium azide as Preservative and 50% Glycerol.
<b>Purification Method</b>	The antibody was affinity-purified from rabbit serum by affinity-chromatography using specific immunogen.
<b>Alias</b>	TNFAIP3-interacting protein 2 (A20-binding inhibitor of NF-kappa-B activation 2) (ABIN-2) (Fetal liver LKB1-interacting protein)
<b>Immunogen Species</b>	Homo sapiens (Human)
<b>Target Names</b>	TNIP2

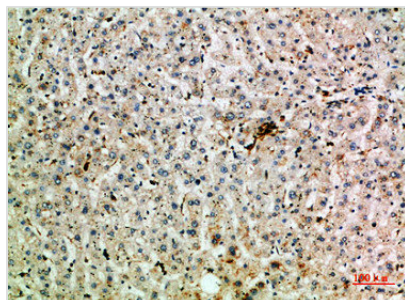
## Image



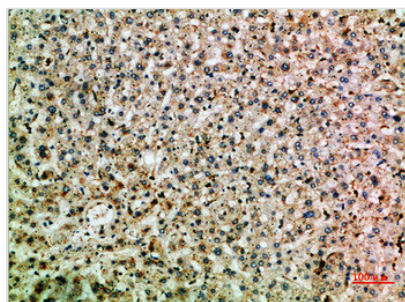
Immunohistochemical analysis of paraffin-embedded human-cervical-cancer, antibody was diluted at 1:200



Immunohistochemical analysis of paraffin-embedded human-cervical-cancer, antibody was diluted at 1:200



Immunohistochemical analysis of paraffin-embedded human-liver, antibody was diluted at 1:200



Immunohistochemical analysis of paraffin-embedded human-liver, antibody was diluted at 1:200