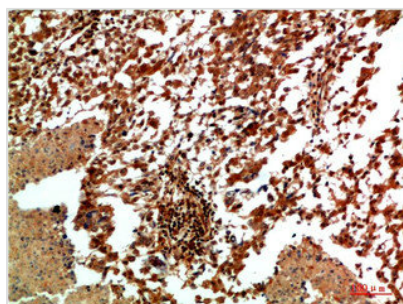




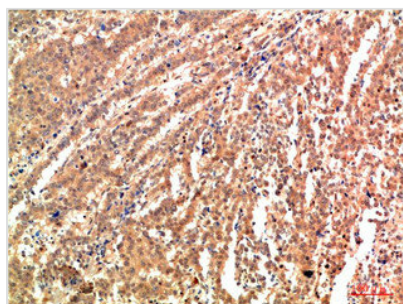
MAPK9 Antibody

Product Code	CSB-PA101682
Storage	Upon receipt, store at -20°C or -80°C. Avoid repeated freeze.
Uniprot No.	P45984
Immunogen	Recombinant Protein
Raised In	Rabbit
Species Reactivity	Human,Mouse,Rat
Tested Applications	WB, IHC, ELISA; WB:1:500-1:2000, IHC:1:100-1:300, ELISA:1:10000
Form	Liquid
Conjugate	Non-conjugated
Storage Buffer	Liquid in PBS containing 50% glycerol, 0.5% BSA and 0.02% sodium azide.
Purification Method	The antibody was affinity-purified from rabbit serum by affinity-chromatography using specific immunogen.
Alias	Mitogen-activated protein kinase 9 (MAP kinase 9) (MAPK 9) (EC 2.7.11.24) (JNK-55) (Stress-activated protein kinase 1a) (SAPK1a) (Stress-activated protein kinase JNK2) (c-Jun N-terminal kinase 2)
Immunogen Species	Homo sapiens (Human)
Target Names	MAPK9

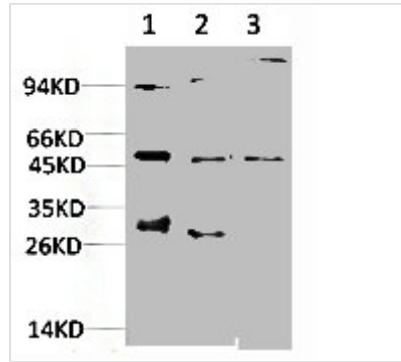
Image



Immunohistochemical analysis of paraffin-embedded Human Lung Carcinoma Tissue using JNK2 Rabbit pAb diluted at 1:200



Immunohistochemical analysis of paraffin-embedded Human Lung Carcinoma Tissue using JNK2 Rabbit pAb diluted at 1:200



Western blot analysis of 1) Hela Cell Lysate, 2)PC12 Cell Lysate, 3) C2C12 Cell Lysate using JNK2 Rabbit pAb diluted at 1:1000.

Usage

For Research Use Only. Not for use in diagnostic or therapeutic procedures.