




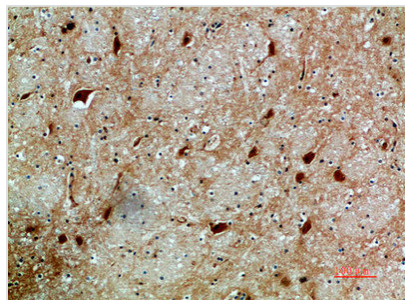
NFAT5 Antibody

Product Code	CSB-PA206653
Storage	Upon receipt, store at -20°C or -80°C. Avoid repeated freeze.
Uniprot No.	O94916
Immunogen	Synthetic peptide from Human protein at AA range: 1268-1341
Raised In	Rabbit
Species Reactivity	Human,Mouse,Rat
Tested Applications	IHC,ELISA;IHC:1:50-1:300,ELISA:1:5000-1:20000
Form	Liquid
Conjugate	Non-conjugated
Storage Buffer	Liquid in PBS containing 50% glycerol, 0.5% BSA and 0.02% sodium azide.
Purification Method	The antibody was affinity-purified from rabbit serum by affinity-chromatography using specific immunogen.
Alias	Nuclear factor of activated T-cells 5 (NF-AT5) (T-cell transcription factor NFAT5) (Tonicity-responsive enhancer-binding protein) (TonE-binding protein) (TonEBP)
Immunogen Species	Homo sapiens (Human)
Target Names	NFAT5

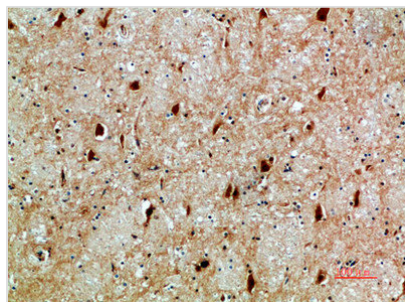
Image



Western blot analysis of 823 293T-UV HELA Cell Lysate, antibody was diluted at 1:1000



Immunohistochemical analysis of paraffin-embedded human-brain, antibody was diluted at 1:200



Immunohistochemical analysis of paraffin-embedded human-brain, antibody was diluted at 1:200

Usage

For Research Use Only. Not for use in diagnostic or therapeutic procedures.