




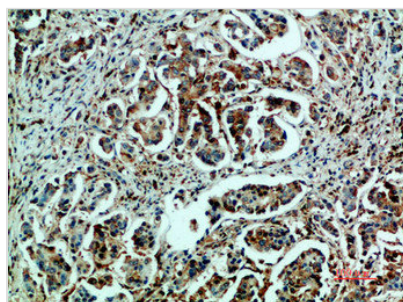
HSPA5 Antibody

Product Code	CSB-PA873500
Storage	Upon receipt, store at -20°C or -80°C. Avoid repeated freeze.
Uniprot No.	P11021
Immunogen	Synthetic peptide from Human protein at AA range: 1268-1341
Raised In	Rabbit
Species Reactivity	Human,Mouse,Rat
Tested Applications	WB,IHC,ELISA;WB:1:500-1:2000,IHC:1:50-1:300,ELISA:1:5000-1:20000
Form	Liquid
Conjugate	Non-conjugated
Storage Buffer	PBS, pH 7.4, containing 0.02% sodium azide as Preservative and 50% Glycerol.
Purification Method	The antibody was affinity-purified from rabbit serum by affinity-chromatography using specific immunogen.
Alias	78 kDa glucose-regulated protein (GRP-78) (Endoplasmic reticulum luminal Ca(2+)-binding protein grp78) (Heat shock 70 kDa protein 5) (Immunoglobulin heavy chain-binding protein) (BiP)
Immunogen Species	Homo sapiens (Human)
Target Names	HSPA5

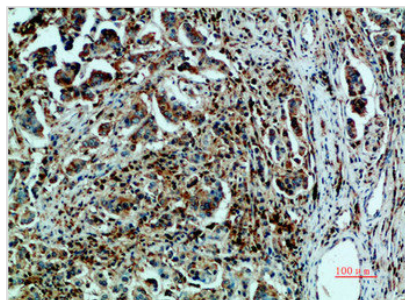
Image



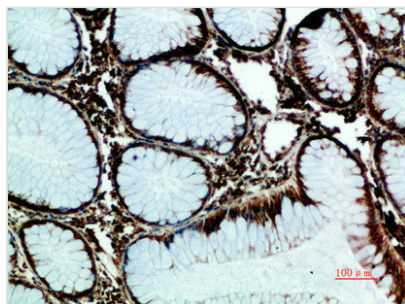
Western blot analysis of 3T3 Cell Lysate, antibody was diluted at 1:1000



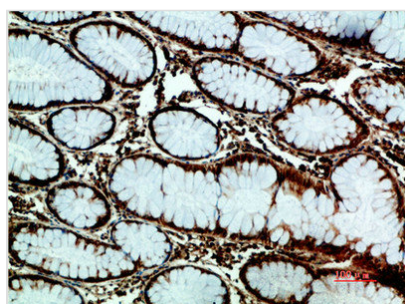
Immunohistochemical analysis of paraffin-embedded human-breast-cancer, antibody was diluted at 1:200



Immunohistochemical analysis of paraffin-embedded human-breast-cancer, antibody was diluted at 1:200



Immunohistochemical analysis of paraffin-embedded human-colon-cancer, antibody was diluted at 1:200



Immunohistochemical analysis of paraffin-embedded human-colon-cancer, antibody was diluted at 1:200