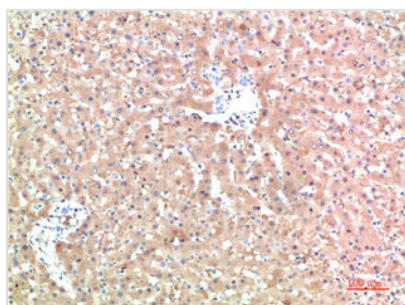




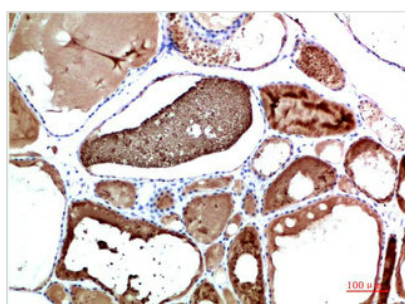
# TTR Monoclonal Antibody

<b>Product Code</b>	CSB-MA336957
<b>Storage</b>	Upon receipt, store at -20°C or -80°C. Avoid repeated freeze.
<b>Research Use</b>	Shipped at 4°C. Upon delivery aliquot and store at -20°C or -80°C. Avoid repeated freeze.
<b>Uniprot No.</b>	P02766
<b>Immunogen</b>	Recombinant Protein
<b>Raised In</b>	Mouse
<b>Species Reactivity</b>	Human
<b>Tested Applications</b>	ELISA, WB, IHC; Recommended dilution: WB: 1:500-1:5000, IHC: 1:50-1:500
<b>Form</b>	Liquid
<b>Conjugate</b>	Non-conjugated
<b>Storage Buffer</b>	Liquid in PBS containing 50% glycerol, 0.5% BSA and 0.02% sodium azide.
<b>Purification Method</b>	The antibody was affinity-purified from mouse ascites by affinity-chromatography using specific immunogen.
<b>Alias</b>	Transthyretin (ATTR) (Prealbumin) (TBPA)
<b>Product Type</b>	Monoclonal Antibody
<b>Immunogen Species</b>	Homo sapiens (Human)
<b>Clone No.</b>	11E2


## Image



Immunohistochemical analysis of paraffin-embedded Human Liver Carcinoma Tissue using TTR Mouse mAb diluted at 1:200



Immunohistochemical analysis of paraffin-embedded Human Liver Carcinoma Tissue using TTR Mouse mAb diluted at 1:200



Western blot analysis of Human Serum using TTR Mouse mAb diluted at 1:2000

## Usage

For Research Use Only. Not for use in diagnostic or therapeutic procedures.