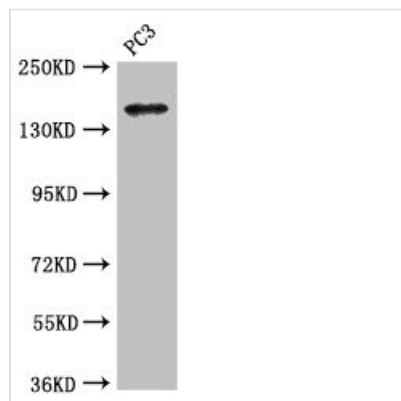




ASTN2 Antibody

Product Code	CSB-PA002252LA01HU
Storage	Upon receipt, store at -20°C or -80°C. Avoid repeated freeze.
Uniprot No.	O75129
Immunogen	Recombinant Human Astrotactin-2 protein (108-272AA)
Raised In	Rabbit
Species Reactivity	Human
Tested Applications	ELISA, WB, IHC, IF; Recommended dilution: WB:1:500-1:5000, IHC:1:20-1:200, IF:1:50-1:200
Form	Liquid
Conjugate	Non-conjugated
Storage Buffer	Preservative: 0.03% Proclin 300 Constituents: 50% Glycerol, 0.01M PBS, pH 7.4
Purification Method	>95%, Protein G purified
Isotype	IgG
Clonality	Polyclonal
Alias	Astrotactin-2, ASTN2, KIAA0634
Immunogen Species	Homo sapiens (Human)
Research Area	Neuroscience
Target Names	ASTN2

Image



Western Blot

Positive WB detected in: PC-3 whole cell lysate

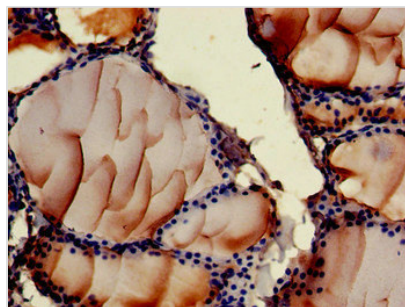
All lanes: ASTN2 antibody at 3.4µg/ml

Secondary

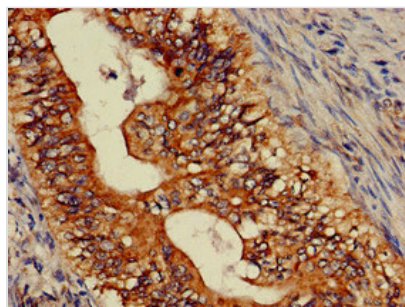
Goat polyclonal to rabbit IgG at 1/50000 dilution

Predicted band size: 149, 143, 148, 50, 45 kDa

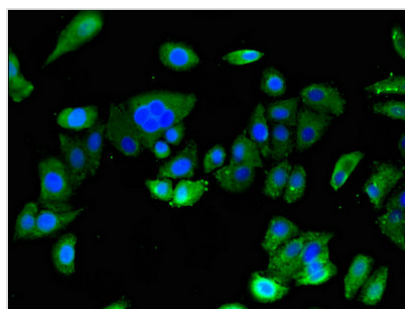
Observed band size: 149 kDa



Immunohistochemistry of paraffin-embedded human thyroid tissue using CSB-PA002252LA01HU at dilution of 1:100



Immunohistochemistry of paraffin-embedded human colon cancer using CSB-PA002252LA01HU at dilution of 1:100



Immunofluorescent analysis of HepG2 cells using CSB-PA002252LA01HU at dilution of 1:100 and Alexa Fluor 488-conjugated AffiniPure Goat Anti-Rabbit IgG(H+L)

Usage

For Research Use Only. Not for use in diagnostic or therapeutic procedures.