




CDX4 Antibody

Product Code	CSB-PA005129LA01HU
Storage	Upon receipt, store at -20°C or -80°C. Avoid repeated freeze.
Uniprot No.	O14627
Immunogen	Recombinant Human Homeobox protein CDX-4 protein (16-174AA)
Raised In	Rabbit
Species Reactivity	Human, Mouse
Tested Applications	ELISA, WB, IHC; Recommended dilution: WB:1:500-1:5000, IHC:1:20-1:200
Form	Liquid
Conjugate	Non-conjugated
Storage Buffer	Preservative: 0.03% Proclin 300 Constituents: 50% Glycerol, 0.01M PBS, pH 7.4
Purification Method	>95%, Protein G purified
Isotype	IgG
Clonality	Polyclonal
Alias	Homeobox protein CDX-4 (Caudal-type homeobox protein 4), CDX4
Immunogen Species	Homo sapiens (Human)
Research Area	Others
Target Names	CDX4

Image



Western Blot

Positive WB detected in: RAW264.7 whole cell lysate, HeLa whole cell lysate, HepG2 whole cell lysate, Mouse liver tissue

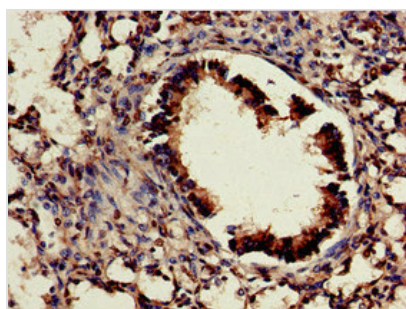
All lanes: CDX4 antibody at 3µg/ml

Secondary

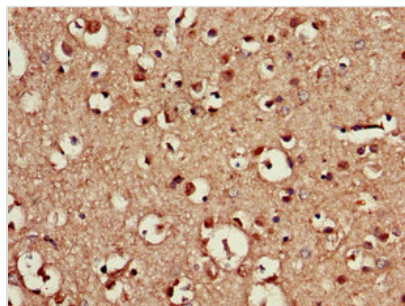
Goat polyclonal to rabbit IgG at 1/50000 dilution

Predicted band size: 31 kDa

Observed band size: 37 kDa



Immunohistochemistry of paraffin-embedded human lung tissue using CSB-PA005129LA01HU at dilution of 1:100



Immunohistochemistry of paraffin-embedded human brain tissue using CSB-PA005129LA01HU at dilution of 1:100

Usage

For Research Use Only. Not for use in diagnostic or therapeutic procedures.