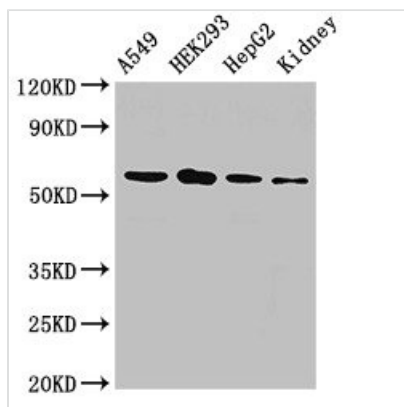




P4HA1 Antibody

Product Code	CSB-PA017339LA01HU
Storage	Upon receipt, store at -20°C or -80°C. Avoid repeated freeze.
Uniprot No.	P13674
Immunogen	Recombinant Human Prolyl 4-hydroxylase subunit alpha-1 protein (256-525AA)
Raised In	Rabbit
Species Reactivity	Human, Rat
Tested Applications	ELISA, WB, IHC; Recommended dilution: WB:1:500-1:5000, IHC:1:20-1:200
Form	Liquid
Conjugate	Non-conjugated
Storage Buffer	Preservative: 0.03% Proclin 300 Constituents: 50% Glycerol, 0.01M PBS, pH 7.4
Purification Method	>95%, Protein G purified
Isotype	IgG
Clonality	Polyclonal
Alias	Prolyl 4-hydroxylase subunit alpha-1 (4-PH alpha-1) (EC 1.14.11.2) (Procollagen-proline,2-oxoglutarate-4-dioxygenase subunit alpha-1), P4HA1, P4HA
Immunogen Species	Homo sapiens (Human)
Research Area	Tags & Cell Markers
Target Names	P4HA1

Image



Western Blot

Positive WB detected in: A549 whole cell lysate, HEK293 whole cell lysate, HepG2 whole cell lysate, Rat kidney tissue

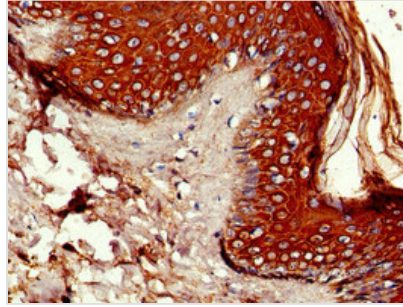
All lanes: P4HA1 antibody at 2.5µg/ml

Secondary

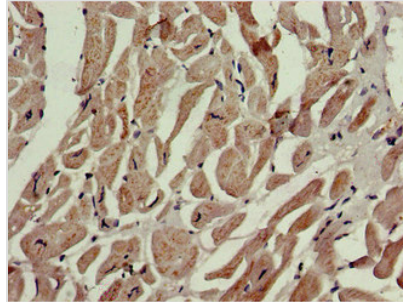
Goat polyclonal to rabbit IgG at 1/50000 dilution

Predicted band size: 62, 61, 59 kDa

Observed band size: 62 kDa



Immunohistochemistry of paraffin-embedded human skin tissue using CSB-PA017339LA01HU at dilution of 1:100



Immunohistochemistry of paraffin-embedded human heart tissue using CSB-PA017339LA01HU at dilution of 1:100

Usage

For Research Use Only. Not for use in diagnostic or therapeutic procedures.