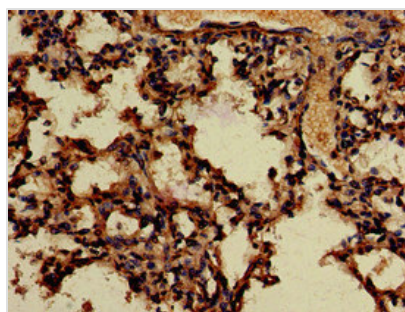




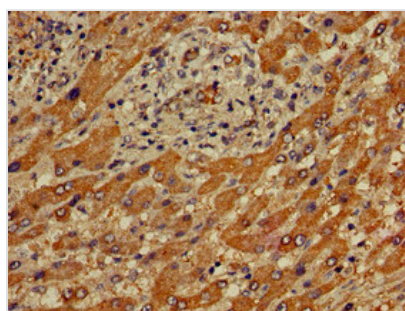
APOBEC4 Antibody

Product Code	CSB-PA823894LA01HU
Storage	Upon receipt, store at -20°C or -80°C. Avoid repeated freeze.
Uniprot No.	Q8WW27
Immunogen	Recombinant Human Putative C->U-editing enzyme APOBEC-4 protein (221-367AA)
Raised In	Rabbit
Species Reactivity	Human
Tested Applications	ELISA, IHC, IF; Recommended dilution: IHC:1:20-1:200, IF:1:50-1:200
Form	Liquid
Conjugate	Non-conjugated
Storage Buffer	Preservative: 0.03% Proclin 300 Constituents: 50% Glycerol, 0.01M PBS, pH 7.4
Purification Method	>95%, Protein G purified
Isotype	IgG
Clonality	Polyclonal
Alias	Putative C->U-editing enzyme APOBEC-4 (EC 3.5.4.-) (Apolipoprotein B mRNA-editing enzyme catalytic polypeptide-like 4), APOBEC4, C1orf169
Immunogen Species	Homo sapiens (Human)
Research Area	Epigenetics and Nuclear Signaling
Target Names	APOBEC4

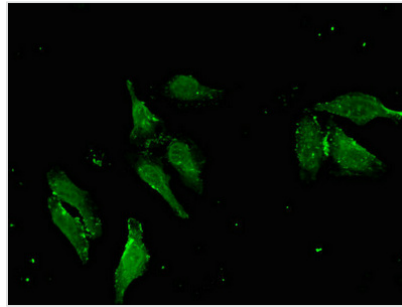
Image



Immunohistochemistry of paraffin-embedded human lung tissue using CSB-PA823894LA01HU at dilution of 1:100



Immunohistochemistry of paraffin-embedded human liver cancer using CSB-PA823894LA01HU at dilution of 1:100



Immunofluorescent analysis of HeLa cells using CSB-PA823894LA01HU at dilution of 1:100 and Alexa Fluor 488-conjugated AffiniPure Goat Anti-Rabbit IgG(H+L)

Usage

For Research Use Only. Not for use in diagnostic or therapeutic procedures.