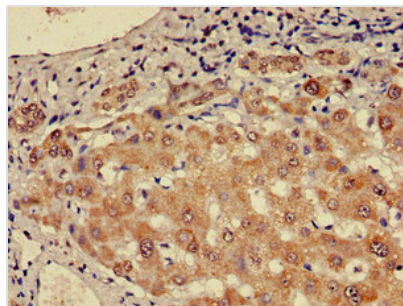




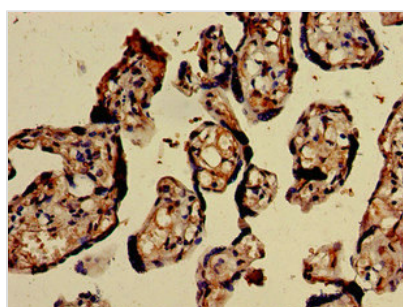
CHD5 Antibody

Product Code	CSB-PA848409LA01HU
Storage	Upon receipt, store at -20°C or -80°C. Avoid repeated freeze.
Uniprot No.	Q8TDI0
Immunogen	Recombinant Human Chromodomain-helicase-DNA-binding protein 5 protein (1600-1699AA)
Raised In	Rabbit
Species Reactivity	Human
Tested Applications	ELISA, IHC, IF; Recommended dilution: IHC:1:20-1:200, IF:1:50-1:200
Form	Liquid
Conjugate	Non-conjugated
Storage Buffer	Preservative: 0.03% Proclin 300 Constituents: 50% Glycerol, 0.01M PBS, pH 7.4
Purification Method	>95%, Protein G purified
Isotype	IgG
Clonality	Polyclonal
Alias	Chromodomain-helicase-DNA-binding protein 5 (CHD-5) (EC 3.6.4.12) (ATP-dependent helicase CHD5), CHD5, KIAA0444
Immunogen Species	Homo sapiens (Human)
Research Area	Epigenetics and Nuclear Signaling
Target Names	CHD5

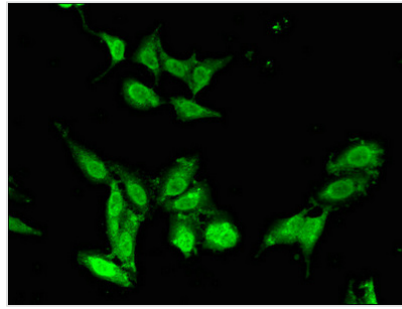
Image



Immunohistochemistry of paraffin-embedded human liver cancer using CSB-PA848409LA01HU at dilution of 1:100



Immunohistochemistry of paraffin-embedded human placenta tissue using CSB-PA848409LA01HU at dilution of 1:100



Immunofluorescent analysis of HeLa cells using CSB-PA848409LA01HU at dilution of 1:100 and Alexa Fluor 488-conjugated AffiniPure Goat Anti-Rabbit IgG(H+L)

Usage

For Research Use Only. Not for use in diagnostic or therapeutic procedures.