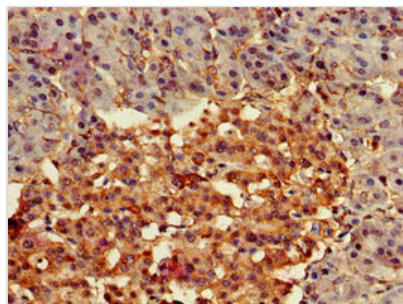




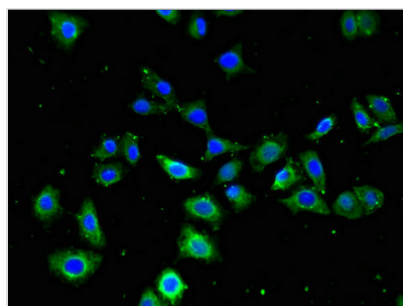
# FZD4 Antibody

<b>Product Code</b>	CSB-PA890755LA01HU
<b>Storage</b>	Upon receipt, store at -20°C or -80°C. Avoid repeated freeze.
<b>Uniprot No.</b>	Q9ULV1
<b>Immunogen</b>	Recombinant Human Frizzled-4 protein (37-222AA)
<b>Raised In</b>	Rabbit
<b>Species Reactivity</b>	Human
<b>Tested Applications</b>	ELISA, WB, IHC, IF; Recommended dilution: WB:1:200-1:5000, IHC:1:20-1:200, IF:1:50-1:200
<b>Form</b>	Liquid
<b>Conjugate</b>	Non-conjugated
<b>Storage Buffer</b>	Preservative: 0.03% Proclin 300 Constituents: 50% Glycerol, 0.01M PBS, pH 7.4
<b>Purification Method</b>	>95%, Protein G purified
<b>Isotype</b>	IgG
<b>Clonality</b>	Polyclonal
<b>Alias</b>	Frizzled-4 (Fz-4) (hFz4) (FzE4) (CD antigen CD344), FZD4
<b>Immunogen Species</b>	Homo sapiens (Human)
<b>Research Area</b>	Signal Transduction
<b>Target Names</b>	FZD4


## Image



Immunohistochemistry of paraffin-embedded human pancreatic tissue using CSB-PA890755LA01HU at dilution of 1:100



Immunofluorescent analysis of PC-3 cells using CSB-PA890755LA01HU at dilution of 1:100 and Alexa Fluor 488-conjugated AffiniPure Goat Anti-Rabbit IgG(H+L)

**Western Blot**

Positive WB detected in: Hela whole cell lysate

All lanes: FZD4 antibody at 3.5µg/ml

Secondary

Goat polyclonal to rabbit IgG at 1/50000 dilution

Predicted band size: 60 kDa

Observed band size: 60 kDa

**Usage**

For Research Use Only. Not for use in diagnostic or therapeutic procedures.