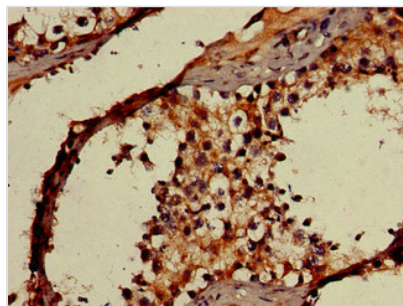




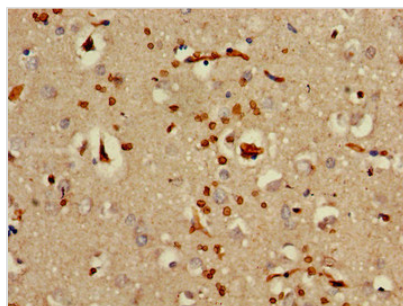
# OAS3 Antibody

<b>Product Code</b>	CSB-PA897591LA01HU
<b>Storage</b>	Upon receipt, store at -20°C or -80°C. Avoid repeated freeze.
<b>Uniprot No.</b>	Q9Y6K5
<b>Immunogen</b>	Recombinant Human 2'-5'-oligoadenylate synthase 3 protein (424-565AA)
<b>Raised In</b>	Rabbit
<b>Species Reactivity</b>	Human
<b>Tested Applications</b>	ELISA, IHC, IF; Recommended dilution: IHC:1:20-1:200, IF:1:50-1:200
<b>Form</b>	Liquid
<b>Conjugate</b>	Non-conjugated
<b>Storage Buffer</b>	Preservative: 0.03% Proclin 300 Constituents: 50% Glycerol, 0.01M PBS, pH 7.4
<b>Purification Method</b>	>95%, Protein G purified
<b>Isotype</b>	IgG
<b>Clonality</b>	Polyclonal
<b>Alias</b>	2'-5'-oligoadenylate synthase 3 ((2-5')oligo(A) synthase 3) (2-5A synthase 3) (EC 2.7.7.84) (p100 OAS) (p100OAS), OAS3
<b>Immunogen Species</b>	Homo sapiens (Human)
<b>Research Area</b>	Immunology
<b>Target Names</b>	OAS3

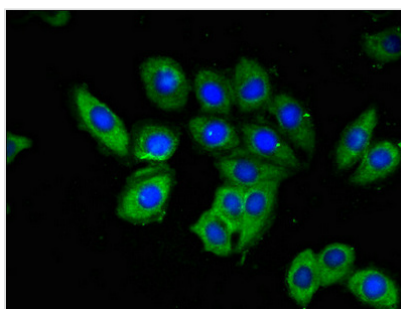
## Image



Immunohistochemistry of paraffin-embedded human testis tissue using CSB-PA897591LA01HU at dilution of 1:100



Immunohistochemistry of paraffin-embedded human brain tissue using CSB-PA897591LA01HU at dilution of 1:100



Immunofluorescent analysis of A549 cells using CSB-PA897591LA01HU at dilution of 1:100 and Alexa Fluor 488-conjugated AffiniPure Goat Anti-Rabbit IgG(H+L)