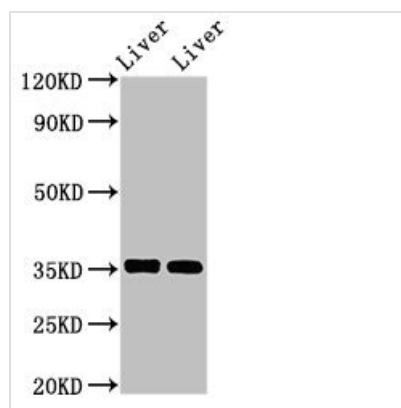




ARG1 Antibody

Product Code	CSB-PA002005DA01HU
Storage	Upon receipt, store at -20°C or -80°C. Avoid repeated freeze.
Uniprot No.	P05089
Immunogen	Recombinant Human Arginase-1 protein (1-322AA)
Raised In	Rabbit
Species Reactivity	Human, Mouse, Rat
Tested Applications	ELISA, WB, IHC; Recommended dilution: WB:1:500-1:5000, IHC:1:20-1:200
Form	Liquid
Conjugate	Non-conjugated
Storage Buffer	Preservative: 0.03% Proclin 300 Constituents: 50% Glycerol, 0.01M PBS, pH 7.4
Purification Method	>95%, Protein G purified
Isotype	IgG
Clonality	Polyclonal
Alias	Arginase-1 (EC 3.5.3.1) (Liver-type arginase) (Type I arginase), ARG1
Immunogen Species	Homo sapiens (Human)
Research Area	Signal Transduction
Target Names	ARG1

Image



Western Blot

Positive WB detected in: Mouse liver tissue, Rat liver tissue

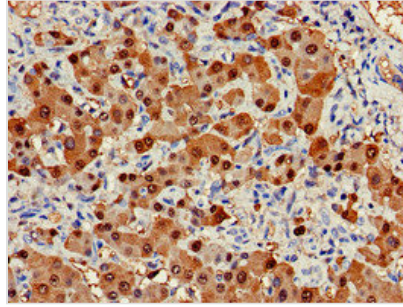
All lanes: ARG1 antibody at 2.8µg/ml

Secondary

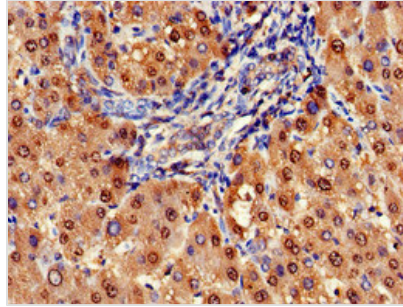
Goat polyclonal to rabbit IgG at 1/50000 dilution

Predicted band size: 35, 36, 26 kDa

Observed band size: 35 kDa



Immunohistochemistry of paraffin-embedded human liver cancer using CSB-PA002005DA01HU at dilution of 1:100



Immunohistochemistry of paraffin-embedded human liver tissue using CSB-PA002005DA01HU at dilution of 1:100

Usage

For Research Use Only. Not for use in diagnostic or therapeutic procedures.