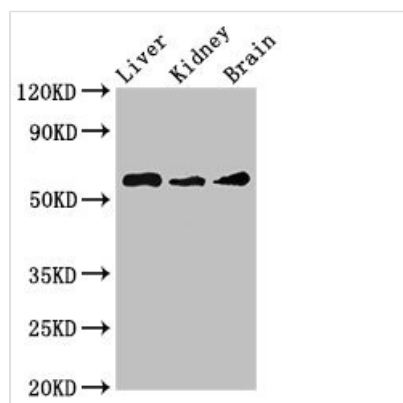




CHRM5 Antibody

Product Code	CSB-PA005385LA01HU
Storage	Upon receipt, store at -20°C or -80°C. Avoid repeated freeze.
Uniprot No.	P08912
Immunogen	Recombinant Human Muscarinic acetylcholine receptor M5 protein (220-427AA)
Raised In	Rabbit
Species Reactivity	Human, Mouse
Tested Applications	ELISA, WB, IHC, IF; Recommended dilution: WB:1:500-1:5000, IHC:1:20-1:200, IF:1:50-1:200
Form	Liquid
Conjugate	Non-conjugated
Storage Buffer	Preservative: 0.03% Proclin 300 Constituents: 50% Glycerol, 0.01M PBS, pH 7.4
Purification Method	>95%, Protein G purified
Isotype	IgG
Clonality	Polyclonal
Alias	Muscarinic acetylcholine receptor M5, CHRM5
Immunogen Species	Homo sapiens (Human)
Research Area	Neuroscience
Target Names	CHRM5

Image



Western Blot

Positive WB detected in: Mouse liver tissue, Mouse kidney tissue, Mouse brain tissue

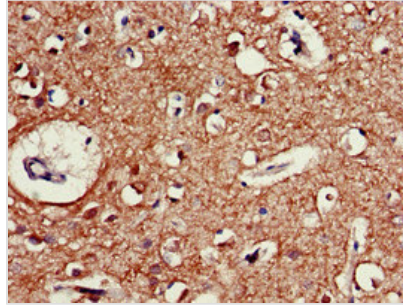
All lanes: CHRM5 antibody at 3.5µg/ml

Secondary

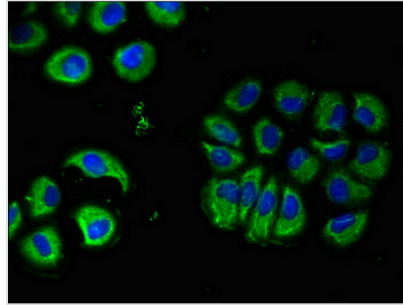
Goat polyclonal to rabbit IgG at 1/50000 dilution

Predicted band size: 61 kDa

Observed band size: 61 kDa



Immunohistochemistry of paraffin-embedded human brain tissue using CSB-PA005385LA01HU at dilution of 1:100



Immunofluorescent analysis of A549 cells using CSB-PA005385LA01HU at dilution of 1:100 and Alexa Fluor 488-conjugated AffiniPure Goat Anti-Rabbit IgG(H+L)

Usage

For Research Use Only. Not for use in diagnostic or therapeutic procedures.