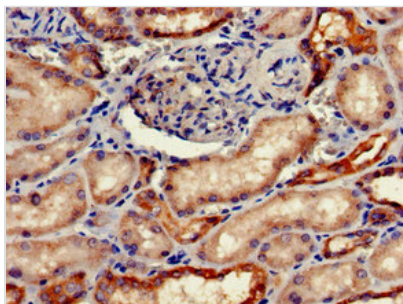




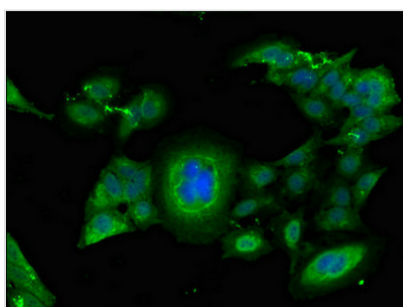
FGG Antibody

Product Code	CSB-PA008651LA01HU
Storage	Upon receipt, store at -20°C or -80°C. Avoid repeated freeze.
Uniprot No.	P02679
Immunogen	Recombinant Human Fibrinogen gamma chain protein (278-437AA)
Raised In	Rabbit
Species Reactivity	Human, Mouse
Tested Applications	ELISA, WB, IHC, IF; Recommended dilution: WB:1:200-1:5000, IHC:1:20-1:200, IF:1:50-1:200
Form	Liquid
Conjugate	Non-conjugated
Storage Buffer	Preservative: 0.03% Proclin 300 Constituents: 50% Glycerol, 0.01M PBS, pH 7.4
Purification Method	>95%, Protein G purified
Isotype	IgG
Clonality	Polyclonal
Alias	Fibrinogen gamma chain, FGG
Immunogen Species	Homo sapiens (Human)
Research Area	Cardiovascular
Target Names	FGG

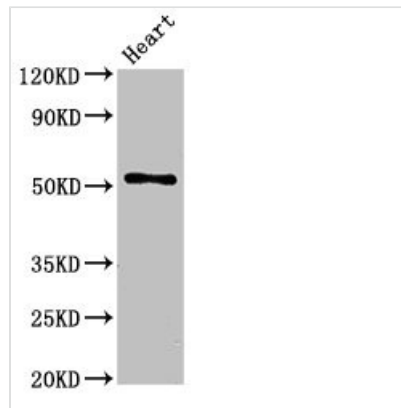
Image



Immunohistochemistry of paraffin-embedded human kidney tissue using CSB-PA008651LA01HU at dilution of 1:100



Immunofluorescent analysis of HeLa cells using CSB-PA008651LA01HU at dilution of 1:100 and Alexa Fluor 488-conjugated AffiniPure Goat Anti-Rabbit IgG(H+L)

**Western Blot**

Positive WB detected in: Mouse heart tissue

All lanes: FGG antibody at 2.7 μ g/ml

Secondary

Goat polyclonal to rabbit IgG at 1/50000 dilution

Predicted band size: 52, 50 kDa

Observed band size: 52 kDa

Usage

For Research Use Only. Not for use in diagnostic or therapeutic procedures.