




GRHPR Antibody

Product Code	CSB-PA009897HA01HU
Storage	Upon receipt, store at -20°C or -80°C. Avoid repeated freeze.
Uniprot No.	Q9UBQ7
Immunogen	Recombinant Human Glyoxylate reductase/hydroxypyruvate reductase protein (1-328AA)
Raised In	Rabbit
Species Reactivity	Human, Mouse, Rat
Tested Applications	ELISA, WB, IHC, IF; Recommended dilution: WB:1:500-1:5000, IHC:1:20-1:200, IF:1:50-1:200
Form	Liquid
Conjugate	Non-conjugated
Storage Buffer	Preservative: 0.03% Proclin 300 Constituents: 50% Glycerol, 0.01M PBS, pH 7.4
Purification Method	>95%, Protein G purified
Isotype	IgG
Clonality	Polyclonal
Alias	Glyoxylate reductase/hydroxypyruvate reductase (EC 1.1.1.79) (EC 1.1.1.81), GRHPR, GLXR
Immunogen Species	Homo sapiens (Human)
Research Area	Signal Transduction
Target Names	GRHPR

Image



Western Blot

Positive WB detected in: Rat liver tissue, Mouse liver tissue

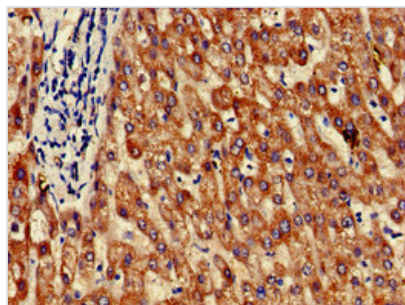
All lanes: GRHPR antibody at 3.5µg/ml

Secondary

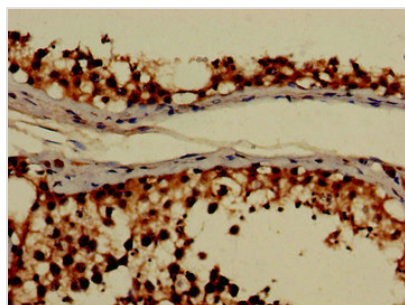
Goat polyclonal to rabbit IgG at 1/50000 dilution

Predicted band size: 36, 28 kDa

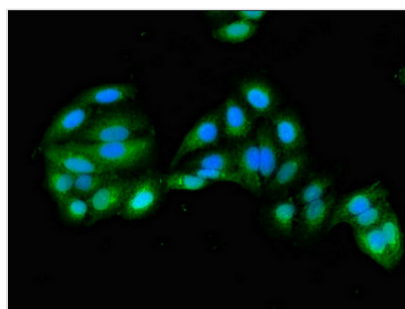
Observed band size: 36 kDa



Immunohistochemistry of paraffin-embedded human liver tissue using CSB-PA009897HA01HU at dilution of 1:100



Immunohistochemistry of paraffin-embedded human testis tissue using CSB-PA009897HA01HU at dilution of 1:100



Immunofluorescent analysis of HepG2 cells using CSB-PA009897HA01HU at dilution of 1:100 and Alexa Fluor 488-conjugated AffiniPure Goat Anti-Rabbit IgG(H+L)

Usage

For Research Use Only. Not for use in diagnostic or therapeutic procedures.