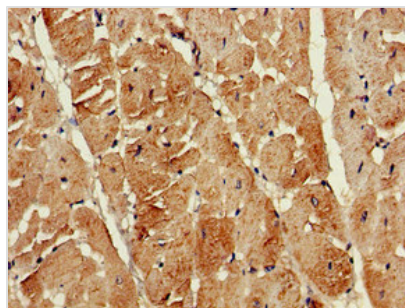




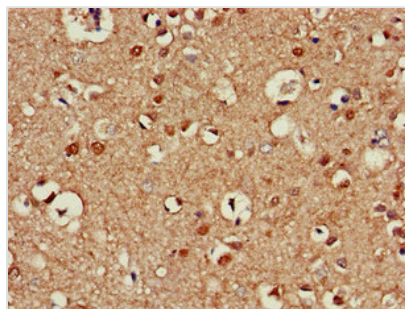
# ATG13 Antibody

<b>Product Code</b>	CSB-PA012203LA01HU
<b>Storage</b>	Upon receipt, store at -20°C or -80°C. Avoid repeated freeze.
<b>Uniprot No.</b>	O75143
<b>Immunogen</b>	Recombinant Human Autophagy-related protein 13 protein (315-517AA)
<b>Raised In</b>	Rabbit
<b>Species Reactivity</b>	Human
<b>Tested Applications</b>	ELISA, WB, IHC; Recommended dilution: WB:1:500-1:5000, IHC:1:20-1:200
<b>Form</b>	Liquid
<b>Conjugate</b>	Non-conjugated
<b>Storage Buffer</b>	Preservative: 0.03% Proclin 300 Constituents: 50% Glycerol, 0.01M PBS, pH 7.4
<b>Purification Method</b>	>95%, Protein G purified
<b>Isotype</b>	IgG
<b>Clonality</b>	Polyclonal
<b>Alias</b>	Autophagy-related protein 13, ATG13, KIAA0652
<b>Immunogen Species</b>	Homo sapiens (Human)
<b>Research Area</b>	Cancer
<b>Target Names</b>	ATG13


## Image



Immunohistochemistry of paraffin-embedded human heart tissue using CSB-PA012203LA01HU at dilution of 1:100



Immunohistochemistry of paraffin-embedded human brain tissue using CSB-PA012203LA01HU at dilution of 1:100



#### Western Blot

Positive WB detected in: A549 whole cell lysate

All lanes: ATG13 antibody at 4 $\mu$ g/ml

Secondary

Goat polyclonal to rabbit IgG at 1/50000 dilution

Predicted band size: 57, 53, 45, 61 kDa

Observed band size: 57 kDa

#### Usage

For Research Use Only. Not for use in diagnostic or therapeutic procedures.