




PALM Antibody

Product Code	CSB-PA017413HA01HU
Storage	Upon receipt, store at -20°C or -80°C. Avoid repeated freeze.
Uniprot No.	O75781
Immunogen	Recombinant Human Paralemmin-1 protein (1-384AA)
Raised In	Rabbit
Species Reactivity	Human, Mouse
Tested Applications	ELISA, WB, IHC; Recommended dilution: WB:1:500-1:5000, IHC:1:20-1:200
Form	Liquid
Conjugate	Non-conjugated
Storage Buffer	Preservative: 0.03% Proclin 300 Constituents: 50% Glycerol, 0.01M PBS, pH 7.4
Purification Method	>95%, Protein G purified
Isotype	IgG
Clonality	Polyclonal
Alias	Paralemmin-1 (Paralemmin), PALM, KIAA0270
Immunogen Species	Homo sapiens (Human)
Research Area	Neuroscience
Target Names	PALM

Image



Western Blot

Positive WB detected in: Mouse kidney tissue

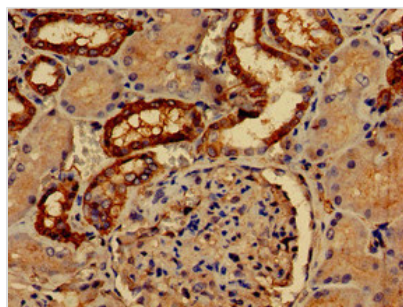
All lanes: PALM antibody at 2.7µg/ml

Secondary

Goat polyclonal to rabbit IgG at 1/50000 dilution

Predicted band size: 43, 38 kDa

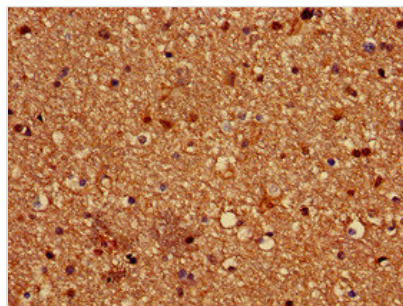
Observed band size: 43 kDa



Immunohistochemistry of paraffin-embedded

human kidney tissue using CSB-

PA017413HA01HU at dilution of 1:100



Immunohistochemistry of paraffin-embedded human brain tissue using CSB-PA017413HA01HU at dilution of 1:100

Usage

For Research Use Only. Not for use in diagnostic or therapeutic procedures.