




FOXQ1 Antibody

Product Code	CSB-PA874860LA01HU
Storage	Upon receipt, store at -20°C or -80°C. Avoid repeated freeze.
Uniprot No.	Q9C009
Immunogen	Recombinant Human Forkhead box protein Q1 protein (10-123AA)
Raised In	Rabbit
Species Reactivity	Human
Tested Applications	ELISA, WB, IHC, IF; Recommended dilution: WB:1:500-1:5000, IHC:1:20-1:200, IF:1:50-1:200
Form	Liquid
Conjugate	Non-conjugated
Storage Buffer	Preservative: 0.03% Proclin 300 Constituents: 50% Glycerol, 0.01M PBS, pH 7.4
Purification Method	>95%, Protein G purified
Isotype	IgG
Clonality	Polyclonal
Alias	Forkhead box protein Q1 (HNF-3/forkhead-like protein 1) (HFH-1) (Hepatocyte nuclear factor 3 forkhead homolog 1), FOXQ1, HFH1
Immunogen Species	Homo sapiens (Human)
Research Area	Epigenetics and Nuclear Signaling
Target Names	FOXQ1

Image



Western Blot

Positive WB detected in: Jurkat whole cell lysate

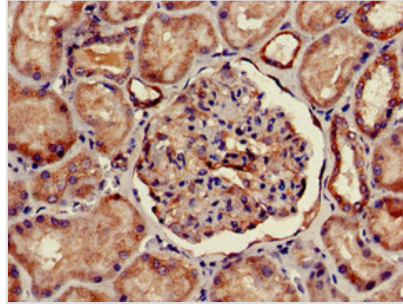
All lanes: FOXQ1 antibody at 3µg/ml

Secondary

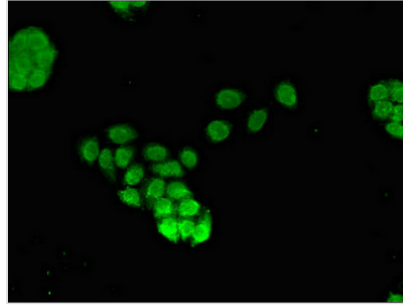
Goat polyclonal to rabbit IgG at 1/50000 dilution

Predicted band size: 42 kDa

Observed band size: 42 kDa



Immunohistochemistry of paraffin-embedded human kidney tissue using CSB-PA874860LA01HU at dilution of 1:100



Immunofluorescent analysis of PC-3 cells using CSB-PA874860LA01HU at dilution of 1:100 and Alexa Fluor 488-conjugated AffiniPure Goat Anti-Rabbit IgG(H+L)

Usage

For Research Use Only. Not for use in diagnostic or therapeutic procedures.