




OLFML3 Antibody

Product Code	CSB-PA885708LA01HU
Storage	Upon receipt, store at -20°C or -80°C. Avoid repeated freeze.
Uniprot No.	Q9NRN5
Immunogen	Recombinant Human Olfactomedin-like protein 3 protein (201-406AA)
Raised In	Rabbit
Species Reactivity	Human, Rat
Tested Applications	ELISA, WB, IHC; Recommended dilution: WB:1:500-1:5000, IHC:1:20-1:200
Form	Liquid
Conjugate	Non-conjugated
Storage Buffer	Preservative: 0.03% Proclin 300 Constituents: 50% Glycerol, 0.01M PBS, pH 7.4
Purification Method	>95%, Protein G purified
Isotype	IgG
Clonality	Polyclonal
Alias	Olfactomedin-like protein 3 (HNOEL-iso) (hOLF44), OLFML3
Immunogen Species	Homo sapiens (Human)
Research Area	Cardiovascular
Target Names	OLFML3

Image



Western Blot

Positive WB detected in: Rat skeletal muscle tissue

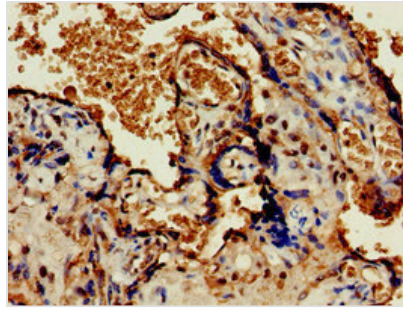
All lanes: OLFML3 antibody at 2μg/ml

Secondary

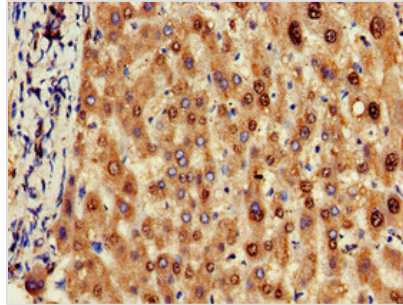
Goat polyclonal to rabbit IgG at 1/50000 dilution

Predicted band size: 47, 44, 33 kDa

Observed band size: 47 kDa



Immunohistochemistry of paraffin-embedded human placenta tissue using CSB-PA885708LA01HU at dilution of 1:100



Immunohistochemistry of paraffin-embedded human liver tissue using CSB-PA885708LA01HU at dilution of 1:100