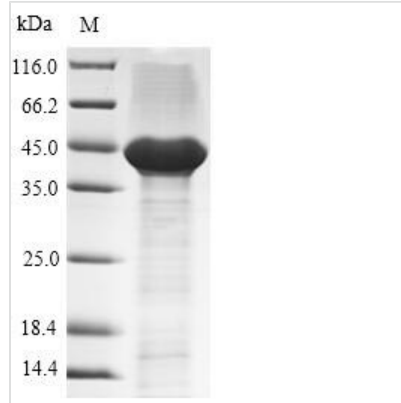


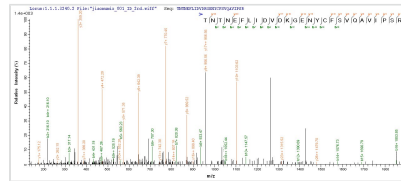


# Recombinant Human Tissue factor (F3), partial

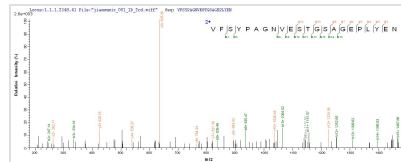
<b>Product Code</b>	CSB-EP007928HU1
<b>Relevance</b>	Initiates blood coagulation by forming a complex with circulating factor VII or VIIa. The [TF:VIIa] complex activates factors IX or X by specific limited protolysis. TF plays a role in normal hostasis by initiating the cell-surface assbly and propagation of the coagulation protease cascade.
<b>Abbreviation</b>	Recombinant Human F3 protein, partial
<b>Storage</b>	The shelf life is related to many factors, storage state, buffer ingredients, storage temperature and the stability of the protein itself. Generally, the shelf life of liquid form is 6 months at -20°C/-80°C. The shelf life of lyophilized form is 12 months at -20°C/-80°C.
<b>Uniprot No.</b>	P13726
<b>Alias</b>	Coagulation factor IIIThromboplastin; CD142
<b>Product Type</b>	Recombinant Protein
<b>Immunogen Species</b>	Homo sapiens (Human)
<b>Purity</b>	≥ 90% as determined by SDS-PAGE.
<b>Sequence</b>	SGTTNTVAAYNLTWKSTNFKTILEWEPKPVNQVYTVQISTKSGDWKSKCFYTT DTECDLTDEIVKDKQTYLARVFSYPAGNVESTGSAGEPLYENSPEFTPYLET NLGQPTIQSFEQVGTKVNVTVEDERTLVRRNNTFLSLRDVFGKDLIYTLYYWK SSSSGKKTAKTNTNEFLIDVDKGENYCFQAVIPSRVTNRKSTDSPVECMGQ EKGEFRE
<b>Research Area</b>	Cardiovascular
<b>Source</b>	E.coli
<b>Target Names</b>	F3
<b>Expression Region</b>	33-251aa
<b>Notes</b>	Repeated freezing and thawing is not recommended. Store working aliquots at 4°C for up to one week.
<b>Tag Info</b>	N-terminal 6xHis-SUMO-tagged
<b>Mol. Weight</b>	40.8kDa
<b>Protein Length</b>	Extracellular Domain
<b>Image</b>	



(Tris-Glycine gel) Discontinuous SDS-PAGE (reduced) with 5% enrichment gel and 15% separation gel.



Based on the SEQUEST from database of E.coli host and target protein, the LC-MS/MS Analysis result of CSB-EP007928HU could indicate that this peptide derived from E.coli-expressed Homo sapiens (Human) F3.



Based on the SEQUEST from database of E.coli host and target protein, the LC-MS/MS Analysis result of CSB-EP007928HU could indicate that this peptide derived from E.coli-expressed Homo sapiens (Human) F3.

**Reconstitution**

We recommend that this vial be briefly centrifuged prior to opening to bring the contents to the bottom. Please reconstitute protein in deionized sterile water to a concentration of 0.1-1.0 mg/mL. We recommend to add 5-50% of glycerol (final concentration) and aliquot for long-term storage at -20°C/-80°C. Our default final concentration of glycerol is 50%. Customers could use it as reference.

**Shelf Life**

The shelf life is related to many factors, storage state, buffer ingredients, storage temperature and the stability of the protein itself. Generally, the shelf life of liquid form is 6 months at -20°C/-80°C. The shelf life of lyophilized form is 12 months at -20°C/-80°C.