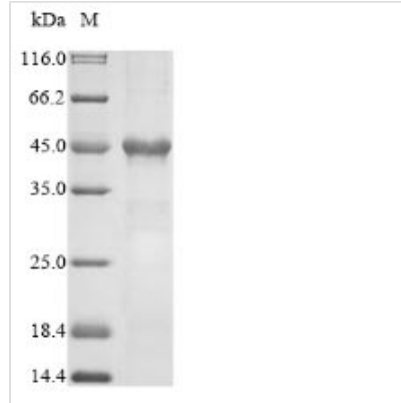


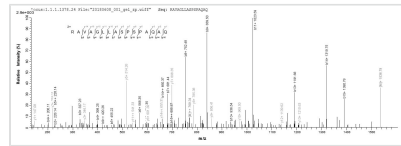


Recombinant Human Frataxin, mitochondrial (FXN)

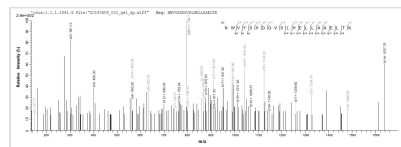
Product Code	CSB-EP613687HU(A4)
Relevance	Promotes the biosynthesis of heme and assembly and repair of iron-sulfur clusters by delivering Fe ²⁺ to proteins involved in these pathways. May play a role in the protection against iron-catalyzed oxidative stress through its ability to catalyze the oxidation of Fe ²⁺ to Fe ³⁺ ; the oligomeric form but not the monomeric form has in vitro ferroxidase activity. May be able to store large amounts of iron in the form of a ferrihydrite mineral by oligomerization; however, the physiological relevance is unsure as reports are conflicting and the function has only been shown using heterologous overexpression systems. Modulates the RNA-binding activity of ACO1.
Abbreviation	Recombinant Human FXN protein
Storage	The shelf life is related to many factors, storage state, buffer ingredients, storage temperature and the stability of the protein itself. Generally, the shelf life of liquid form is 6 months at -20°C/-80°C. The shelf life of lyophilized form is 12 months at -20°C/-80°C.
Uniprot No.	Q16595
Alias	Frataxin mitochondrial
Product Type	Recombinant Protein
Immunogen Species	Homo sapiens (Human)
Purity	≥ 90% as determined by SDS-PAGE.
Sequence	MWTLGRRVAVAGLLASPSPAQAQTLTRVPRPAELAPLCGRRGLRTDIDATCTP RRASSNQRGLNQIWNVKKQSVYLMNLRKSGTLGHPGSLDETTYERLAEETLD SLAEFFEDLADKPYTFEDYDVSFGSGVLTVKLGGDLGTYVINKQTPNKQIWLSS PSSGPKRYDWTGKNWVYSHDGVSLHELLAAELTKALKTKLDLSSLAYSGKDA
Research Area	Tags & Cell Markers
Source	E.coli
Target Names	FXN
Expression Region	1-210aa
Notes	Repeated freezing and thawing is not recommended. Store working aliquots at 4°C for up to one week.
Tag Info	N-terminal 10xHis-SUMO-tagged and C-terminal Myc-tagged
Mol. Weight	43.1kDa
Protein Length	Full Length
Image	



(Tris-Glycine gel) Discontinuous SDS-PAGE (reduced) with 5% enrichment gel and 15% separation gel.



Based on the SEQUEST from database of E.coli host and target protein, the LC-MS/MS Analysis result of CSB-EP613687HU(A4) could indicate that this peptide derived from E.coli-expressed Homo sapiens (Human) FXN.



Based on the SEQUEST from database of E.coli host and target protein, the LC-MS/MS Analysis result of CSB-EP613687HU(A4) could indicate that this peptide derived from E.coli-expressed Homo sapiens (Human) FXN.

Reconstitution

We recommend that this vial be briefly centrifuged prior to opening to bring the contents to the bottom. Please reconstitute protein in deionized sterile water to a concentration of 0.1-1.0 mg/mL. We recommend to add 5-50% of glycerol (final concentration) and aliquot for long-term storage at -20°C/-80°C. Our default final concentration of glycerol is 50%. Customers could use it as reference.

Shelf Life

The shelf life is related to many factors, storage state, buffer ingredients, storage temperature and the stability of the protein itself.

Generally, the shelf life of liquid form is 6 months at -20°C/-80°C. The shelf life of lyophilized form is 12 months at -20°C/-80°C.