




HSF1 Antibody

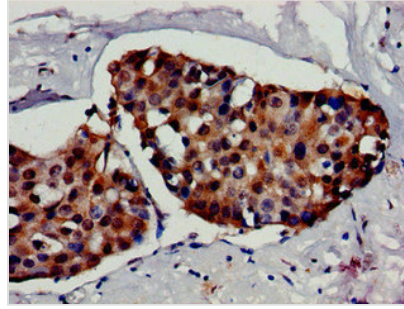
Product Code	CSB-PA010791LA01HU
Storage	Upon receipt, store at -20°C or -80°C. Avoid repeated freeze.
Uniprot No.	Q00613
Immunogen	Recombinant Human Heat shock factor protein 1 protein (420-529AA)
Raised In	Rabbit
Species Reactivity	Human
Tested Applications	ELISA, WB, IHC, IF; Recommended dilution: WB:1:500-1:5000, IHC:1:20-1:200, IF:1:50-1:200
Form	Liquid
Conjugate	Non-conjugated
Storage Buffer	Preservative: 0.03% Proclin 300 Constituents: 50% Glycerol, 0.01M PBS, pH 7.4
Purification Method	>95%, Protein G purified
Isotype	IgG
Clonality	Polyclonal
Alias	Heat shock factor protein 1 (HSF 1) (Heat shock transcription factor 1) (HSTF 1), HSF1, HSTF1
Immunogen Species	Homo sapiens (Human)
Research Area	Tags & Cell Markers
Target Names	HSF1

Image

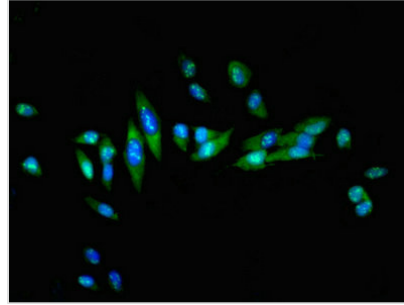


Western Blot

Positive WB detected in: HeLa whole cell lysate
 All lanes: HSF1 antibody at 3µg/ml
 Secondary
 Goat polyclonal to rabbit IgG at 1/50000 dilution
 Predicted band size: 58, 53 kDa
 Observed band size: 58 kDa



Immunohistochemistry of paraffin-embedded human breast cancer using CSB-PA010791LA01HU at dilution of 1:100



Immunofluorescent analysis of HeLa cells using CSB-PA010791LA01HU at dilution of 1:100 and Alexa Fluor 488-conjugated AffiniPure Goat Anti-Rabbit IgG(H+L)

Usage

For Research Use Only. Not for use in diagnostic or therapeutic procedures.