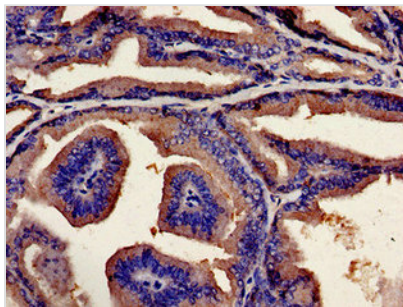




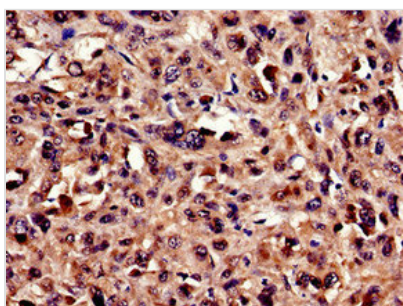
UBQLN2 Antibody

Product Code	CSB-PA883393LA01HU
Storage	Upon receipt, store at -20°C or -80°C. Avoid repeated freeze.
Uniprot No.	Q9UHD9
Immunogen	Recombinant Human Ubiquilin-2 protein (473-542AA)
Raised In	Rabbit
Species Reactivity	Human
Tested Applications	ELISA, IHC, IF; Recommended dilution: IHC:1:20-1:200, IF:1:50-1:200
Form	Liquid
Conjugate	Non-conjugated
Storage Buffer	Preservative: 0.03% Proclin 300 Constituents: 50% Glycerol, 0.01M PBS, pH 7.4
Purification Method	>95%, Protein G purified
Isotype	IgG
Clonality	Polyclonal
Alias	Ubiquilin-2 (Chap1) (DSK2 homolog) (Protein linking IAP with cytoskeleton 2) (PLIC-2) (hPLIC-2) (Ubiquitin-like product Chap1/Dsk2), UBQLN2, N4BP4 PLIC2
Immunogen Species	Homo sapiens (Human)
Research Area	Cell Biology
Target Names	UBQLN2

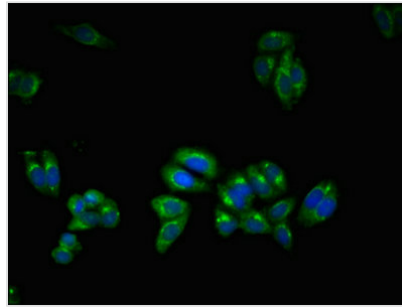
Image



Immunohistochemistry analysis of human prostate tissue using CSB-PA883393LA01HU at dilution of 1:100



Immunocytochemistry analysis of human melanoma using CSB-PA883393LA01HU at dilution of 1:100



Immunofluorescent analysis of HepG2 cells using CSB-PA883393LA01HU at dilution of 1:100 and Alexa Fluor 488-conjugated AffiniPure Goat Anti-Rabbit IgG(H+L)

Usage

For Research Use Only. Not for use in diagnostic or therapeutic procedures.