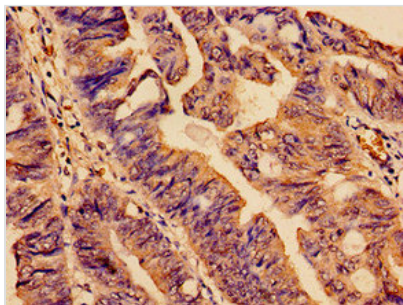




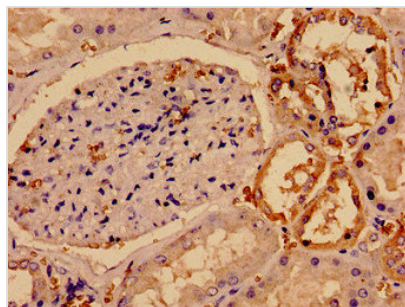
SMC4 Antibody

Product Code	CSB-PA885725YA01HU
Storage	Upon receipt, store at -20°C or -80°C. Avoid repeated freeze.
Uniprot No.	Q9NTJ3
Immunogen	Recombinant Human Structural maintenance of chromosomes protein 4 protein (406-501AA)
Raised In	Rabbit
Species Reactivity	Human
Tested Applications	ELISA, IHC, IF; Recommended dilution: IHC:1:20-1:200, IF:1:50-1:200
Form	Liquid
Conjugate	Non-conjugated
Storage Buffer	Preservative: 0.03% Proclin 300 Constituents: 50% Glycerol, 0.01M PBS, pH 7.4
Purification Method	>95%, Protein G purified
Isotype	IgG
Clonality	Polyclonal
Alias	Structural maintenance of chromosomes protein 4 (SMC protein 4) (SMC-4) (Chromosome-associated polypeptide C) (hCAP-C) (XCAP-C homolog), SMC4, CAPC SMC4L1
Immunogen Species	Homo sapiens (Human)
Research Area	Cell Biology
Target Names	SMC4

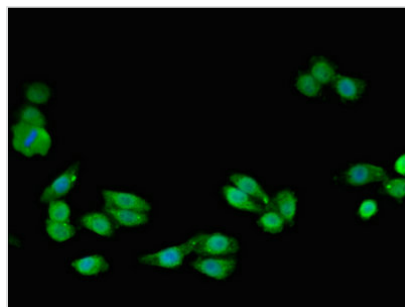
Image



Immunohistochemistry analysis of human colon cancer using CSB-PA885725YA01HU at dilution of 1:100



Immunocytochemistry analysis of human kidney tissue using CSB-PA885725YA01HU at dilution of 1:100



Immunofluorescent analysis of HepG2 cells using CSB-PA885725YA01HU at dilution of 1:100 and Alexa Fluor 488-conjugated AffiniPure Goat Anti-Rabbit IgG(H+L)

Usage

For Research Use Only. Not for use in diagnostic or therapeutic procedures.