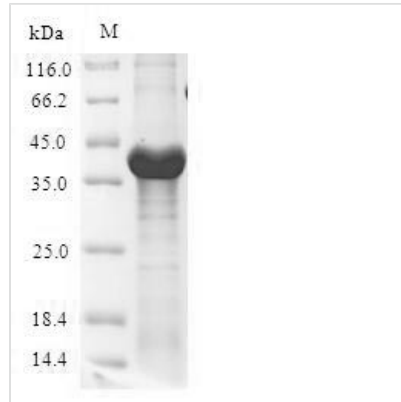


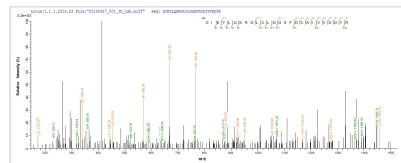


Recombinant Escherichia coli UDP-3-O-acyl-N-acetylglucosamine deacetylase (IpxC)

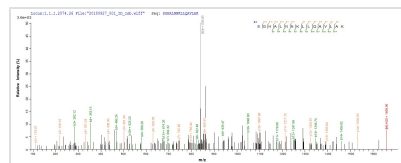
Product Code	CSB-EP358910ENVa2
Relevance	Catalyzes the hydrolysis of UDP-3-O-myristoyl-N-acetylglucosamine to form UDP-3-O-myristoylglucosamine and acetate, the committed step in lipid A biosynthesis.
Abbreviation	Recombinant E.coli IpxC protein
Storage	The shelf life is related to many factors, storage state, buffer ingredients, storage temperature and the stability of the protein itself. Generally, the shelf life of liquid form is 6 months at -20°C/-80°C. The shelf life of lyophilized form is 12 months at -20°C/-80°C.
Uniprot No.	P0A725
Alias	Protein EnvA UDP-3-O-[R-3-hydroxymyristoyl]-N-acetylglucosamine deacetylase
Product Type	Recombinant Protein
Immunogen Species	Escherichia coli (strain K12)
Purity	≥ 90% as determined by SDS-PAGE.
Sequence	MIKQRTLKRIVQATGVGLHTGKKVTLTLRPAPANTGVIYRRTDLNPPVDFPADA KSVRDTMLCTCLVNEHDVRISTVEHLNAALAGLIDNIVIEVNAPEIPIMDGSAA PFVYLLLDAGIDELNCAKKFVRIKETVRVEDGDKWAEFKPYNGFSLDFTIDFNH PAIDSSNQRyamNFSADAFMRQISRARTFGFMRDIEYLQSRGLCLGGSFDCAI VVDDYRVLNEDGLRFEDEFVRHKMLDAIGDLFMCGHNIIGAFTAYKSGHALNN KLLQAVLAKQEAWHEYVTFQDDAELPLAFKAPSAVLA
Research Area	others
Source	E.coli
Target Names	IpxC
Expression Region	1-305aa
Notes	Repeated freezing and thawing is not recommended. Store working aliquots at 4°C for up to one week.
Tag Info	N-terminal 6xHis-SUMO-tagged
Mol. Weight	49.8kDa
Protein Length	Full Length
Image	



(Tris-Glycine gel) Discontinuous SDS-PAGE (reduced) with 5% enrichment gel and 15% separation gel.



Based on the SEQUEST from database of E.coli host and target protein, the LC-MS/MS Analysis result of CSB-EP358910ENVa2 could indicate that this peptide derived from E.coli-expressed Escherichia coli (strain K12) lpxC.



Based on the SEQUEST from database of E.coli host and target protein, the LC-MS/MS Analysis result of CSB-EP358910ENVa2 could indicate that this peptide derived from E.coli-expressed Escherichia coli (strain K12) lpxC.

Reconstitution

We recommend that this vial be briefly centrifuged prior to opening to bring the contents to the bottom. Please reconstitute protein in deionized sterile water to a concentration of 0.1-1.0 mg/mL. We recommend to add 5-50% of glycerol (final concentration) and aliquot for long-term storage at -20°C/-80°C. Our default final concentration of glycerol is 50%. Customers could use it as reference.

Shelf Life

The shelf life is related to many factors, storage state, buffer ingredients, storage temperature and the stability of the protein itself. Generally, the shelf life of liquid form is 6 months at -20°C/-80°C. The shelf life of lyophilized form is 12 months at -20°C/-80°C.