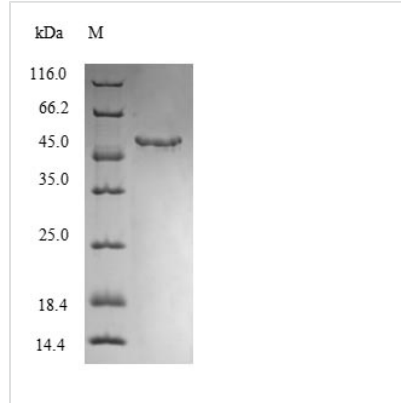


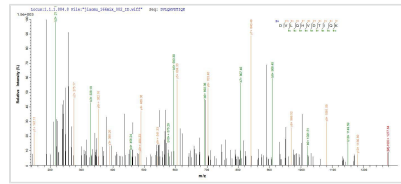


# Recombinant Mouse Monoglyceride lipase (Mgll)

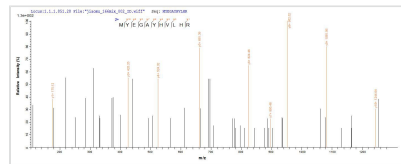
<b>Product Code</b>	CSB-EP013787MOa2
<b>Relevance</b>	Converts monoacylglycerides to free fatty acids and glycerol. Hydrolyzes the endocannabinoid 2-arachidonoylglycerol, and thereby contributes to the regulation of endocannabinoid signaling, nociperception and perception of pain. Regulates the levels of fatty acids that serve as signaling molecules and promote cancer cell migration, invasion and tumor growth
<b>Abbreviation</b>	Recombinant Mouse Mgll protein
<b>Storage</b>	The shelf life is related to many factors, storage state, buffer ingredients, storage temperature and the stability of the protein itself. Generally, the shelf life of liquid form is 6 months at -20°C/-80°C. The shelf life of lyophilized form is 12 months at -20°C/-80°C.
<b>Uniprot No.</b>	O35678
<b>Alias</b>	Monoacylglycerol lipase
<b>Product Type</b>	Recombinant Protein
<b>Immunogen Species</b>	Mus musculus (Mouse)
<b>Purity</b>	≥ 90% as determined by SDS-PAGE.
<b>Sequence</b>	MPEASSPRRTPQNVQDLPHLVNADGQYLFCRYWKPSGTPKALIFVSHGAG EHCGRYDELAHMLKGLDMLVFAHDHVGHGQSEGERMVSDFQVFVRDVLQH VDTIQKDYPDVPIFLLGHSMGGAISILVAAERPTYFSGMVLISPLVLANPESASTL KVLAAKLLNFVLPNMTLGRIDSSVLSRNKSEVDLYNSDPLVCRAGLKVCFGIQL LNAVAVRVERAMPRLTLPFLLQGSADRLCDSKAYLLMESSRSQDKTLKMYE GAYHVLHRELPEVTNSVLHEVNSWVSHRIAAAGAGCPP
<b>Research Area</b>	Cardiovascular
<b>Source</b>	E.coli
<b>Target Names</b>	Mgll
<b>Expression Region</b>	1-303aa
<b>Notes</b>	Repeated freezing and thawing is not recommended. Store working aliquots at 4°C for up to one week.
<b>Tag Info</b>	N-terminal 6xHis-SUMO-tagged
<b>Mol. Weight</b>	49.4kDa
<b>Protein Length</b>	Full Length
<b>Image</b>	



(Tris-Glycine gel) Discontinuous SDS-PAGE (reduced) with 5% enrichment gel and 15% separation gel.



Based on the SEQUEST from database of E.coli host and target protein, the LC-MS/MS Analysis result of CSB-EP013787MOa2 could indicate that this peptide derived from E.coli-expressed Mus musculus (Mouse) MglI.



Based on the SEQUEST from database of E.coli host and target protein, the LC-MS/MS Analysis result of CSB-EP013787MOa2 could indicate that this peptide derived from E.coli-expressed Mus musculus (Mouse) MglI.

## Reconstitution

We recommend that this vial be briefly centrifuged prior to opening to bring the contents to the bottom. Please reconstitute protein in deionized sterile water to a concentration of 0.1-1.0 mg/mL. We recommend to add 5-50% of glycerol (final concentration) and aliquot for long-term storage at -20°C/-80°C. Our default final concentration of glycerol is 50%. Customers could use it as reference.

## Shelf Life

The shelf life is related to many factors, storage state, buffer ingredients, storage temperature and the stability of the protein itself.

Generally, the shelf life of liquid form is 6 months at -20°C/-80°C. The shelf life of lyophilized form is 12 months at -20°C/-80°C.