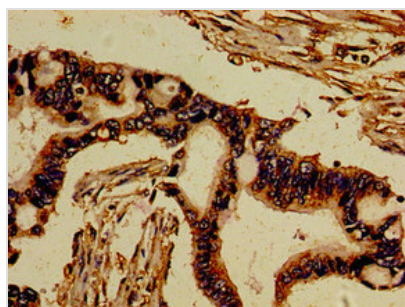




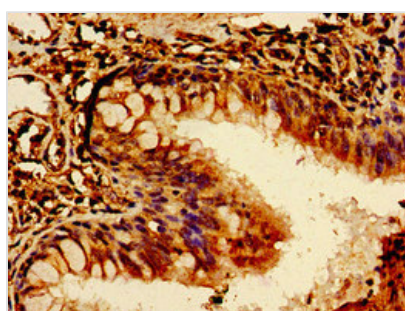
ROR2 Antibody

Product Code	CSB-PA21119A0Rb
Storage	Upon receipt, store at -20°C or -80°C. Avoid repeated freeze.
Uniprot No.	Q01974
Immunogen	Recombinant Human Tyrosine-protein kinase transmembrane receptor ROR2 protein (752-926AA)
Raised In	Rabbit
Species Reactivity	Human
Tested Applications	ELISA, IHC, IF; Recommended dilution: IHC:1:20-1:200, IF:1:50-1:200
Form	Liquid
Conjugate	Non-conjugated
Storage Buffer	Preservative: 0.03% Proclin 300 Constituents: 50% Glycerol, 0.01M PBS, pH 7.4
Purification Method	>95%, Protein G purified
Isotype	IgG
Clonality	Polyclonal
Alias	Tyrosine-protein kinase transmembrane receptor ROR2 (EC 2.7.10.1) (Neurotrophic tyrosine kinase, receptor-related 2), ROR2, NTRKR2
Immunogen Species	Homo sapiens (Human)
Research Area	Signal Transduction
Target Names	ROR2

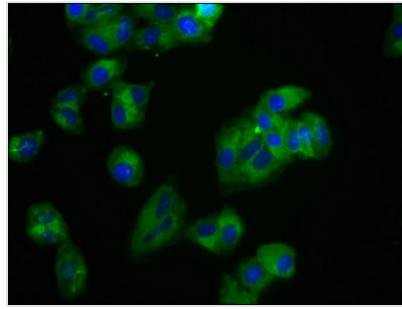
Image



Immunohistochemistry of paraffin-embedded human pancreatic cancer using CSB-PA21119A0Rb at dilution of 1:100



Immunohistochemistry of paraffin-embedded human lung cancer using CSB-PA21119A0Rb at dilution of 1:100



Immunofluorescence staining of HepG2 cells with CSB-PA21119A0Rb at 1:100, counter-stained with DAPI. The cells were fixed in 4% formaldehyde, permeabilized using 0.2% Triton X-100 and blocked in 10% normal Goat Serum. The cells were then incubated with the antibody overnight at 4°C. The secondary antibody was Alexa Fluor 488-conjugated AffiniPure Goat Anti-Rabbit IgG(H+L).

Usage

For Research Use Only. Not for use in diagnostic or therapeutic procedures.